

Welcome to your CDP Climate Change Questionnaire 2022

C0. Introduction

C0.1

(C0.1) Give a general description and introduction to your organization.

ENKA İnşaat ve Sanayi A.Ş., a company with its headquarters in İstanbul, Turkey, provides services in the following areas through its affiliated companies, foreign enterprise branches and jointly controlled entities:

- Engineering and Construction
- Power Generation
- Real Estate
- Trade

Founded in 1957, ENKA İnşaat ve Sanayi A.Ş. (ENKA) provides comprehensive services including design and engineering, procurement, construction, commissioning, operation, maintenance, and project management stages of all kinds of construction projects. Since its establishment, ENKA and its group companies successfully provide services all around the world, with the collective experience of completing projects in 48 countries, more than 20 thousand employees and machinery and equipment park of 4,159 items. Through the services it offers in various fields of activity, to date, ENKA has carried out 131 projects in Türkiye with a total contract value of USD 7.1 billion, and 425 projects abroad with a total contract value of USD 47.6 billion.

2021 is the fifth CDP reporting year for ENKA. The report's sections related to Energy Efficiency and Climate Change and Water Management cover the activities of ENKA Headquarters, six projects of ENKA İnşaat, Çimtaş Group companies (Steel, Pipe, Precision Machining, Module and Shipyard



and Ningbo), ENKA Power (all power plants), ENKA Pazarlama and the units of ENKA Real Estate (CCI, ENKA TC, Mosenka, MKH, ENKA Invest) . Scope of the CDP reporting has been expanding each year and is planned to be expanded to cover all ENKA activities and subsidiaries in future reporting years.

C0.2

(C0.2) State the start and end date of the year for which you are reporting data.

	Start date	End date	Indicate if you are providing emissions data for past reporting years
Reporting year	January 1, 2021	December 31, 2021	No

C0.3

(C0.3) Select the countries/areas in which you operate.

- Bahamas
- Kazakhstan
- Russian Federation
- Serbia
- Turkey

C0.4

(C0.4) Select the currency used for all financial information disclosed throughout your response.

- USD

C0.5

(C0.5) Select the option that describes the reporting boundary for which climate-related impacts on your business are being reported. Note that this option should align with your chosen approach for consolidating your GHG inventory.

- Operational control



C0.8

(C0.8) Does your organization have an ISIN code or another unique identifier (e.g., Ticker, CUSIP, etc.)?

Indicate whether you are able to provide a unique identifier for your organization	Provide your unique identifier
Yes, an ISIN code	TREENKA00011
Yes, a Ticker symbol	ENKAI

C1. Governance

C1.1

(C1.1) Is there board-level oversight of climate-related issues within your organization?

Yes

C1.1a

(C1.1a) Identify the position(s) (do not include any names) of the individual(s) on the board with responsibility for climate-related issues.

Position of individual(s)	Please explain
Chief Executive Officer (CEO)	<p>The overall accountability for climate change within ENKA lies with the President and Chairman of the Executive Committee (CEO), who is reporting to the company's Board of Directors. The ENKA Board of Directors has oversight of all areas of risk, including climate change. The CEO leads the Sustainability Committee and also gets direct reports from the Corporate HSE and Corporate Sustainability and Compliance Departments.</p> <p>ENKA's 2027 Sustainability Goals, including GHG emission targets, are approved by the CEO. Special climate-related projects such as the solar energy project and wind turbine prototype project in ENKA Kocaeli School were also started with the initiative of the CEO, leading the way for the Sustainable Campus Project.</p>

C1.1b

(C1.1b) Provide further details on the board’s oversight of climate-related issues.

Frequency with which climate-related issues are a scheduled agenda item	Governance mechanisms into which climate-related issues are integrated	Please explain
Scheduled – all meetings	<ul style="list-style-type: none"> Reviewing and guiding strategy Reviewing and guiding major plans of action Reviewing and guiding risk management policies Reviewing and guiding annual budgets Reviewing and guiding business plans Setting performance objectives Monitoring implementation and performance of objectives Overseeing major capital expenditures, acquisitions and divestitures Monitoring and overseeing progress against goals and targets for addressing climate-related issues 	<p>For climate change risk, the Board and the CEO are supported by the ENKA Sustainability Committee that is composed of members of Corporate Groups and ENKA’s subsidiaries’ representatives. The Committee’s role is to review and advise the Board and CEO on policies and performance against ENKA’s sustainability procedures, ENKA’s Code of Business Conduct, and mandatory HSE standards as well as ENKA 2027 Sustainability Goals. In addition to sustainability goals, HSE targets include many objectives such as zero environmental incidents or developing at least one project related to the environment and the community in each project locations (at least one of each per Project). Beginning in 2018, ENKA has set its sustainability targets including for GHG emissions and water consumption which were approved by the Board and the CEO. All group companies either employ HSE and/or Sustainability experts or have established sustainability departments. HSE and Sustainability performance, depending on each subsidiary’s procedure, is reported monthly to the Sustainability Committee. ENKA Sustainability Committee is responsible for managing all projects related to the sustainability programs of ENKA Group and all its Subsidiaries. The Committee works towards identifying and assessing social and environmental risks and opportunities, including climate-related ones, monitors sustainability and climate-related developments and determines the sustainability strategy and targets. The committee meets quarterly and the outcomes from the Sustainability Committee meetings are reported to the Chairman of the Executive Committee and CEO by the Director of Quality, HSE and Integrity (DQHSEI).</p>

C1.1d

(C1.1d) Does your organization have at least one board member with competence on climate-related issues?

	Board member(s) have competence on climate-related issues
Row 1	No, but we plan to address this within the next two years

C1.2

(C1.2) Provide the highest management-level position(s) or committee(s) with responsibility for climate-related issues.

Name of the position(s) and/or committee(s)	Responsibility	Frequency of reporting to the board on climate-related issues
Chief Executive Officer (CEO)	Both assessing and managing climate-related risks and opportunities	More frequently than quarterly
Other, please specify Director of Quality, HSE and Integrity	Assessing climate-related risks and opportunities	More frequently than quarterly
Risk committee	Assessing climate-related risks and opportunities	More frequently than quarterly
Sustainability committee	Assessing climate-related risks and opportunities	More frequently than quarterly

C1.2a

(C1.2a) Describe where in the organizational structure this/these position(s) and/or committees lie, what their associated responsibilities are, and how climate-related issues are monitored (do not include the names of individuals).

Outside the Sustainability Committee and the CEO, the most senior individual with direct responsibility for climate change, and nominated risk owner, is the Director of Quality, HSE, and Integrity (DQHSEI) who reports directly to the CEO. Under the supervision of DQHSEI, a Corporate HSE Team and Corporate Sustainability & Compliance Team are responsible for evaluating climate change-related risks to the ENKA group, supports the business in developing CO2 emission management and climate-related strategies and has oversight of the company's CO2 emission management and climate-related implementation programme. Both teams are led by the Corporate Managers who are the climate change risk focal point and report to the DQHSEI.



All ENKA group companies employ HSE and/or Sustainability Managers that report annually to Corporate Sustainability and Compliance Department and also to the DQHSEI and the Sustainability Committee. Climate performance and other climate-related issues are reported to the Group Sustainability Working Group monthly, which feeds the data to the Sustainability Committee that meets quarterly.

For all construction projects, HSE indicators including climate-related information are reported by the Project HSE Departments to the Corporate HSE Team, which reports to the DQHSEI monthly, who consolidates and assesses the information and reports to the CEO.

C1.3

(C1.3) Do you provide incentives for the management of climate-related issues, including the attainment of targets?

	Provide incentives for the management of climate-related issues	Comment
Row 1	Yes	

C1.3a

(C1.3a) Provide further details on the incentives provided for the management of climate-related issues (do not include the names of individuals).

Entitled to incentive	Type of incentive	Activity incentivized	Comment
Management group	Monetary reward	Emissions reduction target Energy reduction target Other (please specify) Sustainability and Climate Change Achievements	Incentives for successful management of sustainability and climate change related topics are provided in ENKA through the evaluation of the Executive Committee. Project/Business managers are rewarded for achievements and good practices. Executive Committee also monitors the financial management and environmental performance of corporate and project executives and rewarded with yearly premiums according to their seniority and experience.



All employees	Non-monetary reward	Efficiency project	Recognition incentives are in place for employees on HSE related topics. HSE Incentive Procedure, which includes sustainability and environment topics as well, states whoever reports or notifies any non-conformities, contributes to HSE and Quality applications or increases the perception of these concepts within projects and has extraordinary operating performance gets rewarded individually with individual KPI's through premiums and behavior recognition.
All employees	Non-monetary reward	Emissions reduction project Energy reduction project Efficiency project Behavior change related indicator	ENKA monthly publishes Sustainability and Compliance Newsletters through the group of companies. Initiatives and best practices on sustainability issues, including climate related ones, are covered in these newsletters, providing recognition to the success of the relevant employee(s). In addition to newsletters, outstanding achievements on sustainability are also published on company's website and corporate social media accounts to promote the employee's success.

C2. Risks and opportunities

C2.1

(C2.1) Does your organization have a process for identifying, assessing, and responding to climate-related risks and opportunities?

Yes

C2.1a

(C2.1a) How does your organization define short-, medium- and long-term time horizons?

	From (years)	To (years)	Comment
Short-term	0	1	Business lines such as construction and power generation are very sensitive to extreme weather events. Therefore, risks and opportunities are considered in planning and investment decisions.

Medium-term	1	5	Policy implications, regulation changes and climate change scenarios are creating risks and opportunities for ENKA activities such as power generation, water withdrawal for cooling or wind turbine tower production.
Long-term	5	20	Investment decisions such as improvement of efficiency in NG power plants, new investment for increasing capacity of wind turbine tower production, renewable power generation projects or using green building standards for new buildings.

C2.1b

(C2.1b) How does your organization define substantive financial or strategic impact on your business?

Any impact resulting in more than 1% increase in CAPEX or causing more than 1% decrease in revenues is classified as substantive financial impact. Any impact, which may result in 1 day or longer disruption, or those that may constitute safety risk are further considered as substantive strategic impacts. Probability, frequency, and impact are considered when classifying an impact whether it may be substantive or not.

C2.2

(C2.2) Describe your process(es) for identifying, assessing and responding to climate-related risks and opportunities.

Value chain stage(s) covered

Direct operations
Upstream
Downstream

Risk management process

Integrated into multi-disciplinary company-wide risk management process

Frequency of assessment

More than once a year

Time horizon(s) covered

Short-term
Medium-term
Long-term

Description of process

It is very well known by ENKA that the global climate is changing, and will continue to change, in ways that affect the planning and day-to-day operations of businesses, government agencies, and other organizations.

The Early Risk Identification Committee together with its working group in ENKA has been performing routine analysis to identify climate change risks in an early manner that could endanger the existence, development, and continuity of the company. Based on the results of these analyses, the Committee developed procedures so that they can be adapted and therefore associated risks are mitigated:

Company Level:

The Risk Management Working Group, which reports to the Early Risk Identification Committee (Board Level) includes upper management representatives from both ENKA and its subsidiaries. This Working Group is specifically organized for company-level risks. As part of the company-level risk management program ENKA Group has implemented the following:

- All business-lines to have a comprehensive Business Continuity Management Plan (both company-level and asset level ramifications)
- Inclusive Risk Management – Corporate risk register (Company-wide) now includes potential impacts caused by adverse weather conditions
- Corporate Sustainability Strategy – Business decisions in all major processes (i.e. Engineering, Procurement, and Construction) are made in compliance with the sustainability policy of the company to reduce emissions
- ENKA Sustainability Committee and Corporate Sustainability and Compliance Department also performs overall risk assessment for sustainability related risks and performs monitoring for identified risks.
- ENKA Academy Curriculum – Number of training hours on climate change increased for employees, supply chain stakeholders, and clients

Asset Level:

Assets are defined as individual construction projects, business lines, and facilities. Project-specific risks are managed by Project Risk Management teams that are either lead by the Project Manager or Contract Manager depending on the nature of the Project. This ensures increased collaboration between all stakeholders whilst performing business: Planners, Designers, Sub-contractors, Clients, Manufacturers, and Regulatory Bodies

- Each Project and Facility established Emergency Preparedness and Response Planning – based on sustainability procedures and HSE Standards as well ISO 14001 requirements that include responses to climate-related risks.
- ENKA Design Center works towards research and development on impacts of climate change on material selection processes and alternative engineering solutions better suited to the potential impacts of climate for construction projects including Power Plant tenders. Thus, Climate Adaptation needs to be considered early in the planning/design stages of all projects (i.e. comprehensive Environmental Impact Assessments to be performed based on Project-specific climate and other environmental risks).



C2.2a

(C2.2a) Which risk types are considered in your organization's climate-related risk assessments?

	Relevance & inclusion	Please explain
Current regulation	Relevant, always included	<p>Assessment of relevant regulations is critical for risk assessment and planning. For example; regulations for water withdrawal and discharge are important for our natural gas combined cycle power plants in İzmir, Gebze and Adapazarı that use large amounts of water for cooling. Impacts of climate change on water availability are considered for each facility. GHG regulations are also applicable in some locations and considered in regulatory risk assessments and planning. Natural gas plants are in scope of Turkey’s MRV regulation and their adherence to the regulation is an important process in their risk management processes. In addition, energy efficiency regulation in Russia has to be closely followed and increases costs during design, construction and operational phases.</p> <p>ENKA has specific bodies to assess the climate-related impact of current regulations. Corporate Sustainability & Compliance Department, Corporate HSE Departments, Sustainability and Ethics and Compliance Committees regularly assess climate-related risks from current regulations. They report on their findings to the Early Risk Identification Committee and Risk Management Working Group regularly and the following climate-related risks were identified to have potential substantive financial impacts; • International Agreements e.g. Paris • National Regulations (MRV Regulation and Water related regulations – Regulation on Water Pollution Control, Regulation on Wastewater Collection and Dissemination Systems, etc.) • Financial limitations for fossil fuel burning power plants • Lack of freshwater • Weather Events such as floods etc. • Regulations on host countries • Increasing of environmental awareness • Requirements which are enforced by clients such as LEED, BREEAM, etc. • Compliance of Life-Cycle requirements on ISO 14001:2015. • outputs from UN climate change conference.</p> <p>For specific construction projects, regulatory compliance checks are followed through by government relations departments and external counsel if necessary. HSE personnel for all projects include licensed HSE personnel with knowledge of specific country HSE regulations. Environmental Impact Assessments (EIA) and Environmental and Social Impact Assessments (ESIA) are usually completed by the contracting entity. However, in some cases, ENKA is involved in the process as well. In the Morova Corridor – Serbia project, ENKA was involved in the ESIA studies along with the contracting entity where climate-related risks were assessed as well.</p>



Emerging regulation	Relevant, always included	<p>Emerging regulations at national and international level are considered in investment planning, procurement and business development strategies. ENKA has specific departments and committees to assess the climate-related impact of current and emerging regulations. Corporate Sustainability & Compliance Department and Corporate HSE Departments and Sustainability and Ethics and Compliance Committees regularly assess the climate-related risks from current regulations. These departments report on their findings to the “Early Risk Identification Committee” and “Risk Management Working Group” regularly and the following climate-related risks were identified to have potential substantive financial impacts; • International Agreements e.g. Paris, etc. • National Regulations (GHG MRV Regulation and Water related regulations – Regulation on Water Pollution Control, Regulation on Wastewater Collection and Dissemination Systems, etc.) • Financial limitations for fossil fuel burning power plants • Lack of freshwater • Undesired Water Events such as floods etc. • Regulations on host countries • Increasing of environmental awareness • Requirements which are enforced by clients such as LEED, BREEAM, etc. • Compliance of Life-Cycle requirements on ISO 14001:2015.</p> <p>For example, if there will be an additional carbon tax on energy consumption, implications and options are considered in the investment/procurement phase. Building regulations especially are monitored with scrutiny. Many emerging building regulations or international standards and best practices that are needed to be followed include energy efficiency and climate change-related clauses and requirements. Similarly, in light of the emerging ETS regulation (considered to be the next step of the current GHG MRV Regulation) in Turkey, investment plans are developed and implemented for meeting applicable emission criteria for ENKA’s natural gas combined cycle power plants in İzmir, Gebze and Adapazarı.</p> <p>In addition, following the ratification of Paris Climate Agreement by Turkish Parliament, ENKA pays close attention to the regulatory bodies of the country for any changes in the legal requirements. ENKA is also a part of TUSİAD Environment and Climate Change Working Group, which contributes to process of forming environmental policies, and to the development of the regulations that are required within the framework of these policies in Türkiye.</p>
Technology	Relevant, always included	<p>Staying current on the emerging trends is very important in the construction sector. Climate change impacts the EPC sector, specifically when it comes to tenders of power plants. Therefore, ENKA has established a Corporate Engineering Center – to perform increased research and development on impacts of climate change on material selection processes and alternative engineering solutions better suited to the changing climate. Thus, Climate Adaptation is considered early in the planning/design stages of all construction projects (e.g. comprehensive Environmental Impact Assessments to be performed for each project). Apart from EPC, Power Generation also is becoming more and more competitive due to climate change.</p> <p>ENKA is experienced in O&G and energy generation projects and rapidly developing renewable energy technology can be</p>

		<p>considered as a climate-induced market and technological risk. As awareness and regulations towards climate change increase and becomes more scrutinized, power plants that utilize older technology are becoming extinct. All of ENKA’s natural gas combined cycle power projects are built with the latest energy efficiency and emission control technology and are aimed to replace older, less efficient plants. For example, the Zainskaya Combined Cycle Power Plant is designed to be the most efficient power plant in Russia, with an efficiency of 64.7%. ENKA has been building two Combined Cycle Power Plants in Iraq to replace the aging and heavy fuel oil plants, aiming to curb the climate impacts of the country.</p> <p>Due to the increased scrutiny of CO2 regulations, lowered costs of renewable energy, and rapid increases in renewable generation and battery storage technology, demand for renewable energy projects have increased dramatically. Foreseeing this shift in low-carbon energy transition, ENKA has increased its renewable energy contracting capacity by investing into renewable energy design engineering studies amounting to 2 million USD, resulting in winning hydropower tenders recently. In addition, Çimtaş Steel produces wind power plant towers and is adapting technology shifts to its products as well. In 2020, Çimtaş invested in a new wind tower production plant and increased its annual wind tower production capacity by 100 towers/year to 250 towers/year. Çimtaş Steel produced more than 71,750 tonnes of wind power equipment in 2021.</p>
Legal	Relevant, always included	<p>Implications of policy interventions on business activities in host countries are always monitored. ENKA has specific departments and committees to assess the climate-related impact of current and emerging regulations and potential litigation. The Corporate Sustainability & Compliance Department and the Ethics and Compliance Committee regularly assess the climate-related risks from current regulations. These departments report on their findings to the “Early Risk Identification Committee” and “Risk Management Working Group” regularly.</p> <p>ENKA Power and Çimtaş specifically monitor emissions closely. The emerging ETS regulation in Turkey is bringing a cap & trade system with limits on emissions allowances that can both result in fines and potential litigation. The GHG MRV regulation is very specific on reporting, verification licensing procedures, making sure monitoring these climate-related potential legal issues are always taken into account during risk assessment.</p> <p>For ENKA İnşaat, climate-related regulatory and legal issues are always assessed in all projects.</p>
Market	Relevant, always included	<p>Market developments due to climate change are being closely monitored by ENKA Group to maintain and strengthen ENKA’s position and reputation in its business lines.</p> <p>ENKA’s different subsidiaries have increased the share of revenues from “green” products. For example, ENKA Group subsidiary Çimtaş Steel is monitoring the implications of increasing interest in renewable (wind) power plants to their activities very closely. Not investing in renewables might result in a loss of market share. Çimtaş has invested in producing</p>



		<p>wind towers, rotors & stators. In 2020, an additional facility was established in Kocaeli Organized Industrial Zone (OIZ). Total wind tower production capacity was increased to 250 wind towers/year. Çimtaş Steel produced more than 71,750 tonnes of wind power equipment in 2021.</p> <p>ENKA Real Estate and Engineering group has their increased capacity for designing new buildings using LEED or BREEAM standards after evaluating the demand from the market. ENKA Real Estate’s Russian operations have invested to obtain Russian Green Building Certificates.</p> <p>Natural gas is considered to be a transition fuel and many developing countries are replacing their old thermal power plants with more efficient and cleaner natural gas alternatives. ENKA’s natural gas combined cycle power projects are built with the latest energy efficiency and emission control technologies available and are aimed to replace older, less efficient plants. For example, the Zainskaya Combined Cycle Power Plant is designed to be the most efficient power plant in Russia, with an efficiency of 64.7%. ENKA is building two Combined-Cycle Power Plants in Iraq to replace the aging plants, aiming to curb the climate impacts of the country. Also ENKA, together with its JV partner, signed a contract for construction of 180 MW electric and district heating capacity of 260 MW Combined Heat and Power Plant, in Hamburg. The project is an important project for Germany's transition to lower emissions.</p> <p>Due to the increased scrutiny of CO2 regulations, lowered costs of renewable energy, and rapid increases in renewable generation and battery storage technology, market demand for renewable energy projects increased dramatically. ENKA has increased its renewable energy contracting capacity by investing in renewable energy design engineering studies, resulting in winning two hydropower tenders. The HPP Cascade project includes a build-own-operate agreement with a 15-year power purchasing agreement.</p>
Reputation	Relevant, always included	<p>Reputational risks related to climate change are very relevant to ENKA as a group that is involved in many business lines that have high climate-related impacts. ENKA’s Sustainability Policy includes supporting measures against climate change and the 2027 Sustainability Goals include GHG targets that are monitored closely and reported to all stakeholders transparently. Any deviation from the Sustainability Policy and the GHG targets might result in reputation losses especially from IFIs, Institutional Investors, business and international project owners, partners and potential customers. ENKA Real Estate has invested in obtaining Russian Green Building certificates for their buildings. New buildings are designed and managed in accordance with LEED or BREEAM schemes. All activities performed by ENKA’s employees, representatives and subsidiaries must be transparent and accountable, and consistent with the honesty, impartiality and reputation of the company. ENKA Code of Business Conduct for employees defines the rules and requirements in compliance with ENKA’s</p>



		<p>corporate policy. Similarly, ENKA has established EGVN (ENKA Global Vendor Network) and developed a Supplier Code of Conduct which describes all requirements to be followed by suppliers. ENKA collects sustainability and climate-related information from its main suppliers and conducts HSE and Sustainability audits to make sure there are no unforeseen supply chain risks that may impact the company’s reputation regarding climate change. In 2021, 29% of suppliers were assessed.</p> <p>ENKA is experienced in O&G and energy generation projects and changing consumer behavior and reputation of high CO2 sectors are considered climate-related risks. Demand for renewable energy projects has also increased dramatically. Foreseeing this shift in low-carbon energy transition, ENKA has increased its renewable energy contracting capacity, resulting in winning two hydropower tenders recently. In addition, Çimtaş Steel has started to produce wind power plant equipment, making sure ENKA has a presence in the supply-side of the renewable energy transition as well. In 2020, Çimtaş invested in a new wind tower production plant and increased its annual wind tower production capacity by 100 towers/year to 250 towers/year. Çimtaş Steel produced more than 71,750 tonnes of wind power equipment in 2021.</p>
Acute physical	Relevant, always included	<p>Acute physical risk management is extremely important to the continuance of construction and power generation activities. Flash rains and floods, in addition to high winds (especially in dusty regions such as the Middle East, where is involved in many projects) can be very problematic to the construction process. ENKA Insaat closely monitors and uses weather and climate data for project planning including planning of daily activities about construction and installation works. Acute physical risks are minimized through a variety of methods such as risk-sharing with the owner and insurance policies for loss of life, equipment and time due to acute physical events such as floods. ENKA Power monitors weather events and parameters and uses the data in process planning. Furthermore, ENKA Power’s power generation operations are insured against acute physical events with all risk insurance policies.</p> <p>For construction projects, climate-related risks are always considered. For example, in the highway project undertaken in Serbia, flooding risks were considered from a climate-change perspective and necessary precautions were implemented. Extensive erosion protection due to the large floodplain of the river, flood prevention measures, long river diversions, dykes and the construction of a new riverbed took place. ENKA is also active in the Bahamas and the Caribbean regions. The regions have sub-tropical climate, highly variable mean daily temperatures and rainfall. Tropical storms and hurricanes are a major concern and can result in large storm surges. Therefore, Hurricane Preparedness Plans that include response teams with roles assigned for before the storm (preparedness) and after the storm (for damage surveys) are developed. Weather forecast and local broadcasting is followed daily for the following days for a possible information storm or flood. For</p>



		preparedness, checklists for 12-24-48-72 hours prior to a hurricane are developed and the preparedness team takes the necessary actions if a hurricane is approaching.
Chronic physical	Relevant, always included	<p>Chronic physical risk management is extremely important for construction planning (e.g. Dams and other power plants require constant stream of water or highway construction projects where drainage system design must be made according to flood plans) and power generation (cooling water). In all relevant operations, weather and climate data are considered in planning and decision-making processes. Due to risks in water scarcity and quality withdrawn from the nearby dam, ENKA Power invested to generate freshwater for cooling from sea for its İzmir plant in 2011. The other two plants in Gebze and Adapazarı are investigating investment options to reuse/recycle wastewater in the process.</p> <p>For construction projects, climate-related risks are always considered. Infrastructure, architecture, and energy project engineering groups consider scenario analyses for chronic physical risks in the design process, including wind tests, material selection, roof load capacity calculations for snow, etc. For example, in the highway project undertaken in Serbia, flooding risks were considered from a climate-change perspective and necessary precautions were implemented. Extensive erosion protection due to the large floodplain of the river, flood prevention measures, long river diversions, dykes and the construction of a new riverbed took place.</p> <p>In addition to climate-related flooding and hazard risks micro-climate assessments carried out in projects where climate-related water availability and projection information is highly critical, such as hydropower. For example, climate change assessment was performed as part of ESIA study in Georgia to identify potential impacts on agriculture and the region's climate where ENKA is planning to construct Namakhvani HPP. During the assessment possible changes in precipitations, humidity, intensification of fog and frost, quality of agricultural products (grapes) are evaluated and investigated. The assessment is based on-site surveys and measurements, Terra Climate data of the region, Climate Hazards Group InfraRed Precipitation with Station (CHIRPS) data, Precipitation Estimation from Remotely Sensed Information using Artificial Neural Networks – CLIMATE Data Record (PERSIAN- CDR), Moderate Resolution Imaging Spectroradiometer (MODIS) Aqua Daily data and World Bank Climate-Change Knowledge Portal (CCKP). The assessments take into consideration different RCP scenarios, which are until the year 2100.</p>

C2.3

(C2.3) Have you identified any inherent climate-related risks with the potential to have a substantive financial or strategic impact on your business?

Yes

C2.3a

(C2.3a) Provide details of risks identified with the potential to have a substantive financial or strategic impact on your business.

Identifier

Risk 1

Where in the value chain does the risk driver occur?

Direct operations

Risk type & Primary climate-related risk driver

Emerging regulation

Enhanced emissions-reporting obligations

Primary potential financial impact

Increased indirect (operating) costs

Company-specific description

Turkey is implementing and investigating policy opportunities for reducing GHG emissions which may affect ENKA Power primarily. Within this framework, Turkey has issued MRV system for monitoring GHG emissions and published INDC to reduce GHG emissions 21% from Business as usual scenario. Ministry of Environment, Urbanisation and Climate Change is collaborating with international institutions to investigate measures applicable. As energy generation constitutes the majority of Turkey's GHG emissions, energy sector is one of the most likely candidates that will be impacted with an ETS. ENKA Power operates Natural Gas Combined Cycle Power Plants in İzmir, Gebze and Adapazarı regions of Turkey which will be impacted by said regulation.

Time horizon

Medium-term

Likelihood

Likely

Magnitude of impact

Medium-high

Are you able to provide a potential financial impact figure?

Yes, a single figure estimate

Potential financial impact figure (currency)

117,540,570

Potential financial impact figure – minimum (currency)

Potential financial impact figure – maximum (currency)

Explanation of financial impact figure

Potential financial impacts are calculated using the potential allowance prices. As current values, emissions from 2021 were considered as business as usual scenario. Carbon prices of 30 USD/tCO₂e were taken into consideration as this is the “high” scenario that was reviewed in scope of the PMR project. While an ETS & Carbon Tax hybrid model is being discussed in Turkey, only carbon tax was considered for calculations. (2021 emissions * 30 USD/tCO₂e)

Cost of response to risk

60,000

Description of response and explanation of cost calculation

Cost of management given as the cost of goods sold for the energy segment, which includes the cost of maintenance and upgrades related to energy efficiency.

Comment

Identifier

Risk 2

Where in the value chain does the risk driver occur?

Direct operations

Risk type & Primary climate-related risk driver

Chronic physical

Changing precipitation patterns and types (rain, hail, snow/ice)

Primary potential financial impact

Decreased revenues due to reduced production capacity

Company-specific description

ENKA's Natural Gas Combined Cycle Power plants located in İzmir, Gebze and Adapazarı need cooling medium for safe and efficient operation. Wet cooling systems are more efficient compared to dry (air) cooling systems. Increase in ambient temperature or water temperature and water scarcity may cause reduced plant efficiency/production capacity and increased operational costs and emissions. In extreme cases, power plants may need to shut down due to water scarcity.

Time horizon

Medium-term

Likelihood

Very likely

Magnitude of impact

Medium

Are you able to provide a potential financial impact figure?

Yes, a single figure estimate

Potential financial impact figure (currency)

39,000,000

Potential financial impact figure – minimum (currency)

Potential financial impact figure – maximum (currency)

Explanation of financial impact figure

Impact of water scarcity or increased air/water temperature is estimated as 5% impact on ENKA Power revenues considering loss in efficiency and frequency of the expected extremes. Reduced efficiency will result in combustion of more fossil fuel or generating less electricity and creating less revenue. This may also result in new capital expenditures. This figure was calculated using ENKA Power's 2021 revenues.

Cost of response to risk

3,500,000

Description of response and explanation of cost calculation

ENKA power plants have been designed to reduce dependency on freshwater resources. In İzmir, seawater desalination investment has been made to prevent risks on water supply from nearby freshwater resources. Adapazarı plant has been designed to use dry cooling system. All power plants have implemented new measures/investment for water reuse and recycling.

Cost of management is given as the CAPEX cost of investment for seawater desalination

Comment

Identifier

Risk 3

Where in the value chain does the risk driver occur?

Direct operations

Risk type & Primary climate-related risk driver

Acute physical

Heat wave

Primary potential financial impact

Decreased revenues due to reduced production capacity

Company-specific description

ENKA İnşaat conducts many construction projects in areas with high event risks due to the impacts of climate change (e.g. Middle East). In such projects, extreme weather events such as dust storms and heat waves may impact our construction operations and even result in shutdowns.

In addition, greater insurance costs may be incurred due to increasing weather-related acute events, both for construction projects and real estate portfolio. Moreover, increased safety and prevention programs may need to be implemented, driving costs related to OHS training upwards as well.

Time horizon

Short-term

Likelihood

Likely

Magnitude of impact

High

Are you able to provide a potential financial impact figure?

Yes, a single figure estimate

Potential financial impact figure (currency)

166,529,000

Potential financial impact figure – minimum (currency)

Potential financial impact figure – maximum (currency)

Explanation of financial impact figure

The financial impact figure represents the contract values of construction projects that have physical climate risks

Cost of response to risk

1,500,000

Description of response and explanation of cost calculation

ENKA İnşaat closely monitors and uses weather and climate data for project planning including planning of daily activities about construction and installation works. In addition, comprehensive Business Continuity Management Plans are implemented for every project. ENKA collaborates with supply chain members to increase awareness and ability to integrate risks / challenges into procurement processes and offer potential solutions. Costs related to data monitoring and implementation of Business Continuity Management Plans are already reflected in operational expenses of ENKA İnşaat. Additional costs for insurance premiums and environmental training programs were included in the cost of response.

Comment

Identifier

Risk 4

Where in the value chain does the risk driver occur?

Direct operations

Risk type & Primary climate-related risk driver

Reputation

Increased stakeholder concern or negative stakeholder feedback

Primary potential financial impact

Decreased access to capital

Company-specific description

ENKA İnşaat needs access to capital from International Financial Institutions in many of its construction projects. IFIs are much more stringent when it comes to managing climate risks and reporting compared to existing climate risk regulations. Therefore, ENKA needs to monitor its climate risks and opportunities and report on them regularly. Reporting climate impacts and data brings an additional burden to the company as there are many different projects and business lines ENKA operates in.

Time horizon

Short-term

Likelihood

Virtually certain

Magnitude of impact

Medium-high

Are you able to provide a potential financial impact figure?

Yes, a single figure estimate

Potential financial impact figure (currency)

293,000,000

Potential financial impact figure – minimum (currency)

Potential financial impact figure – maximum (currency)

Explanation of financial impact figure

Total contract value of current projects financed by IFIs.

Cost of response to risk

750,000

Description of response and explanation of cost calculation

ENKA started assessing and reporting its climate related risks and data in 2018. The Sustainability Committee, Corporate Sustainability and Compliance and Corporate HSE Departments and external consultants and auditors work towards transparently informing stakeholders of ENKA's climate performance and constantly improving it. Typical cost for extensive ESIA Studies for a project, plus costs for external consultants that help ENKA report its climate impacts to the public are considered for calculations.

Comment

Identifier

Risk 5

Where in the value chain does the risk driver occur?

Direct operations

Risk type & Primary climate-related risk driver

Emerging regulation

Carbon pricing mechanisms

Primary potential financial impact

Increased indirect (operating) costs

Company-specific description

Turkey is implementing and investigating policy opportunities for reducing GHG emissions which may affect ENKA Power primarily. Within this framework, the recent Partnership for Market Readiness Project (PMR) in Turkey assessed the potential impacts of a carbon tax on GHG intensive sectors in the country. The identified sectors are the ones covered in the ETS regulation, and ENKA Power operates three Natural Gas Combined Cycle Power Plants in İzmir, Gebze and Adapazarı regions of Turkey which are covered.

Time horizon

Medium-term

Likelihood

Likely

Magnitude of impact

Medium

Are you able to provide a potential financial impact figure?

Yes, an estimated range

Potential financial impact figure (currency)

Potential financial impact figure – minimum (currency)

1,959,000

Potential financial impact figure – maximum (currency)

24,683,500

Explanation of financial impact figure

Figures above are potential carbon taxes that may be imposed on ENKA Power based on the 2021 emissions, which are the current values. The figures are calculated based on the Low and High scenario piloted in the PMR project. The Low scenario (minimum potential financial impact

figure) includes a 10% reduction and \$5/tCO₂e carbon tax, applied on the potential reduced emissions. The High scenario (maximum potential impact figure) includes a 21% reduction and \$30/tCO₂e carbon tax, applied on the potential reduced emissions.

Cost of response to risk

1,800,000

Description of response and explanation of cost calculation

Investment opportunities are investigated and listed for improving fuel efficiency and reducing emissions and investment costs. Also, emission intensity targets have been defined for all power plants in terms of CO₂/kWh. To achieve this target, new solutions are developed and implemented continuously. For example, to increase the fuel efficiency and reduce carbon footprint, AGP & DLN (Advanced Gas Path & Dry Low NO_x) 2.6+ technology investment was made in our Natural Gas Combined Cycle Power Plants. Natural gas consumption was lowered approximately 2.6% for each turbine.

Comment

Identifier

Risk 6

Where in the value chain does the risk driver occur?

Downstream

Risk type & Primary climate-related risk driver

Market

Changing customer behavior

Primary potential financial impact

Decreased revenues due to reduced demand for products and services

Company-specific description

ENKA is very experienced in natural gas fired power plant EPC projects, and is currently undertaking multiple power plant projects. As renewable energy technologies become more affordable and climate-related regulations including carbon pricing initiatives increase pressure on fossil fuel consumption, the power sector is shifting from conventional fossil fuel fired power plants to renewable energy. 69% of ENKA's EPC portfolio consists of fossil fuel fired power plant and oil & gas projects. If ENKA does not respond to market signals and demands of the transforming energy sector, the risk of future revenue loss might be significant (inability to replace the portion of revenue lost with green energy projects).

Time horizon

Long-term

Likelihood

More likely than not

Magnitude of impact

High

Are you able to provide a potential financial impact figure?

Yes, a single figure estimate

Potential financial impact figure (currency)

258,332,000

Potential financial impact figure – minimum (currency)

Potential financial impact figure – maximum (currency)

Explanation of financial impact figure

Revenues generated by O&G and fossil fired power plant projects currently in ENKA's EPC portfolio.

Cost of response to risk

2,500,000

Description of response and explanation of cost calculation

In addition to natural gas power plants, ENKA also invests in renewable energy projects as well. Recently ENKA has won tenders for two hydroelectric power projects, divesting its portfolio from non-renewable power projects. The cost of response given is the amount of investment made for renewable energy engineering design and training services.

Comment

C2.4

(C2.4) Have you identified any climate-related opportunities with the potential to have a substantive financial or strategic impact on your business?

Yes

C2.4a

(C2.4a) Provide details of opportunities identified with the potential to have a substantive financial or strategic impact on your business.

Identifier

Opp1

Where in the value chain does the opportunity occur?

Direct operations

Opportunity type

Products and services

Primary climate-related opportunity driver

Development and/or expansion of low emission goods and services

Primary potential financial impact

Increased revenues resulting from increased demand for products and services

Company-specific description

ENKA's business strategy is to take part in "green" and environment friendly projects. Power plant construction is one of ENKA İnşaat's core businesses. While thermal power plants constructed by ENKA consume fossil fuels to generate electricity, ENKA is also aware of the necessary role natural gas will play in the low carbon energy transition.

ENKA gives priority to perform power plant projects, with combined cycle configuration, in order to reduce carbon emissions. ENKA's latest power plant tenders utilize the latest technology and are extremely efficient. For example, the Zainskaya Combined Cycle Power Plant is designed to be the most efficient power plant in Russia, with an efficiency of 64.7%. ENKA is building two Combined Cycle Power Plants in Iraq that aims to replace the aging and heavy fuel oil burning plants, aiming to curb the climate impacts of the country. Climate impacts of the projects are always assessed, including utilizing the latest technology. In the Dhi Qar and Samawa projects in Iraq, special temperature reducing design "quenching water" was utilized to minimize the impact of water discharges into the rivers. Similar to Iraq, ENKA is constructing two simple cycle power plants in Libya to provide country with safe energy while utilizing high efficiency plants.

Time horizon

Short-term

Likelihood

Very likely

Magnitude of impact

Medium-high

Are you able to provide a potential financial impact figure?

Yes, a single figure estimate

Potential financial impact figure (currency)

110,000,000

Potential financial impact figure – minimum (currency)

Potential financial impact figure – maximum (currency)

Explanation of financial impact figure

Revenues from ENKA's high efficiency natural gas combined cycle power plant projects in Russia.

Cost to realize opportunity

14,800,000

Strategy to realize opportunity and explanation of cost calculation

ENKA regularly reassesses existing and future energy markets as well as policy scenarios under which we operate or expect to operate. As per these assessments conducted by all levels of our organization, we take necessary actions and factor the risks and opportunities into our financial planning process. With the growth of demand for sustainable and green energy, ENKA has established the ENKA Design Center to increase research and development on impacts of climate change on material selection processes and alternative engineering solutions better suited to climate for construction projects including Power Plant tenders. The cost of response was calculated as the expenses of the ENKA Design Center.

Comment

Identifier

Opp2

Where in the value chain does the opportunity occur?

Direct operations

Opportunity type

Products and services

Primary climate-related opportunity driver

Development and/or expansion of low emission goods and services

Primary potential financial impact

Increased revenues resulting from increased demand for products and services

Company-specific description

Çimtaş Steel produces wind turbine towers and parts. Increasing demand for wind power and incentives available for locally produced parts have created demand for local suppliers. In 2020, Çimtaş invested in a new wind tower production plant and increased its annual wind tower production capacity by 100 towers/year to 250 towers/year. Çimtaş Steel produced more than 71,750 tonnes of wind power equipment in 2021, breaking the production record of the previous year. The total number of wind tower parts produced within the company increased to 1,050, and 80% of the production was exported to various European countries. Thanks to the developments carried out at Çimtaş Gemlik, the facility renewed its own tower production record with 38,500 tons. 120 wind turbine towers consisting of 545 pieces were produced for the German companies Nordex and Enercon at the Gemlik facility. Located in Kocaeli Free Zone and started its operations in the third quarter of 2020, the new facility within Çimtaş Module and Shipyard made a significant contribution to this year's record with its full capacity and tower production of 30,350 tons.

Time horizon

Short-term

Likelihood

Very likely

Magnitude of impact

Medium-high

Are you able to provide a potential financial impact figure?

Yes, a single figure estimate

Potential financial impact figure (currency)

92,623,181

Potential financial impact figure – minimum (currency)

Potential financial impact figure – maximum (currency)

Explanation of financial impact figure

Çimtaş Steel has continued to increase the revenues from wind turbine parts. Financial impact figure given corresponds to the percentage of sales from wind turbine parts in Çimtaş's total revenues (29%).

Cost to realize opportunity

13,600,000

Strategy to realize opportunity and explanation of cost calculation

Çimtaş follows the renewable energy (Wind) market development in Turkey and neighborhood countries. Forecasts for new strategies of countries, new grid capacity allocation, turbine models and tenders are monitored and considered in product development and investment decisions. Specific R&D and engineering teams were established for designing and producing wind towers, turbines, rotors & stators.

Çimtaş invested in a new facility to increase its wind tower building capacity in 2020. Cost calculation reflects the annual R&D costs of designing and producing wind towers, turbines, rotors & stators in addition to the new investment cost.

Comment

Identifier

Opp3

Where in the value chain does the opportunity occur?

Downstream

Opportunity type

Products and services

Primary climate-related opportunity driver

Shift in consumer preferences

Primary potential financial impact

Increased revenues resulting from increased demand for products and services

Company-specific description

ENKA Pazarlama leases heavy machinery (e.g. Diggers, excavators, etc.) to clients. Due to recent developments regarding climate change, ENKA Pazarlama customers prefer lower emissions alternatives of heavy machinery in their operations. Main reasons are carbon taxes, ability to leverage energy efficiency schemes and lower emissions requirements in some regions and fuel prices in others.

Time horizon

Short-term

Likelihood

Virtually certain

Magnitude of impact

Medium-high

Are you able to provide a potential financial impact figure?

Yes, an estimated range

Potential financial impact figure (currency)

Potential financial impact figure – minimum (currency)

151,389,600

Potential financial impact figure – maximum (currency)

173,016,700

Explanation of financial impact figure

% of revenues from 'green' products in ENKA Pazarlama total revenues. We estimate 80-70% of ENKA Pazarlama revenues come from the sale of green products. ENKA Pazarlama has increased the supply of its lower emission alternative vehicles. Revenues from lower emissions alternative products and vehicles made by recycled materials has increased rapidly.

Cost to realize opportunity

1,297,625

Strategy to realize opportunity and explanation of cost calculation

The cost of calculation refers to the extra cost of including and maintaining lower emissions alternatives in ENKA Pazarlama supply. ENKA Pazarlama also conducts route analysis to reduce the costs and emissions resulting from transportation of sold/leased goods.

Additional cost of maintaining 'green' products in ENKA Pazarlama machinery park, calculated on per annum basis. While more efficient products are on average 10% more expensive than their regular counterparts, we are only able to transfer approximately 7% of this to the end customer due to the competitive nature of the marketplace. The cost is calculated as %0.6 of sales revenues.

Comment

Identifier

Opp4

Where in the value chain does the opportunity occur?

Direct operations

Opportunity type

Resource efficiency

Primary climate-related opportunity driver

Use of more efficient modes of transport

Primary potential financial impact

Reduced indirect (operating) costs

Company-specific description

ENKA Pazarlama aims to minimize environmental negative impacts at every point throughout the supply chain and lifecycle of the machinery it supplies and is fulfilling its emissions obligations. At ENKA Pazarlama, a rapid reduction trend in motor-sourced emissions has been achieved through the use of advanced technology, training for final users, experience with equipment and proper directions.

Time horizon

Short-term

Likelihood

Virtually certain

Magnitude of impact

Low

Are you able to provide a potential financial impact figure?

Yes, a single figure estimate

Potential financial impact figure (currency)

215,000

Potential financial impact figure – minimum (currency)

Potential financial impact figure – maximum (currency)

Explanation of financial impact figure

Analyses carried out by the ENKA Pazarlama logistics team for improvements in distribution and storage have shown that heavy transport vehicles used in distribution within Turkey generate multiple times the emissions generated by passenger cars and that through route and storage optimisation the waste of resources can be prevented and reduced. By implementing this policy, ENKA Pazarlama was able to considerably lower costs and delivery times. The financial impact figure is total amount of annual savings realized in 2019.

Cost to realize opportunity

0

Strategy to realize opportunity and explanation of cost calculation

It has been calculated that by using multiple storage modelling and by shifting the centre of distribution mass eastwards with increased use of the storehouse in Mersin, the ENKA Pazarlama work machinery domestic distribution route, which is 500,000 kilometres per annum, can be reduced by 31%.

There were no additional cost to realize this opportunity (additional to regular operational expenses of the business) as ENKA's current warehouses were utilized efficiently after the modelling process.

Comment

Identifier

Opp5

Where in the value chain does the opportunity occur?

Direct operations

Opportunity type

Products and services

Primary climate-related opportunity driver

Development of new products or services through R&D and innovation

Primary potential financial impact

Increased revenues through access to new and emerging markets

Company-specific description

ENKA İnşaat conducts many construction projects where clients are looking for lower emissions options whether it be shifting from thermal power generation to renewables such as hydroelectric power stations, to new buildings that conform to energy efficiency schemes (LEED, BREEAM) and regulations. ENKA has established a Corporate Engineering Center to perform increased research and development on impacts of climate change on material selection processes and alternative engineering solutions better suited to climate risks. Thus, Climate Adaptation needs are considered early in the planning / design stages of all projects (i.e. comprehensive Environmental Impact Assessments).

Time horizon

Short-term

Likelihood

Virtually certain

Magnitude of impact

Medium-low

Are you able to provide a potential financial impact figure?

Yes, a single figure estimate

Potential financial impact figure (currency)

75,000,000

Potential financial impact figure – minimum (currency)

Potential financial impact figure – maximum (currency)

Explanation of financial impact figure

ENKA Insaat has committed to increase its revenues from green product lines, the estimation made based on the average annual revenue of ENKA projects.

Cost to realize opportunity

14,800,000

Strategy to realize opportunity and explanation of cost calculation

Establishing the Corporate Engineering Center, Turkey's first licensed construction R&D center to establish ENKA as a leader in green power tenders and efficient building design. The cost to realize opportunity is the approximate cost of the ENKA Corporate Engineering Center.

Comment

Identifier

Opp6

Where in the value chain does the opportunity occur?

Direct operations

Opportunity type

Products and services

Primary climate-related opportunity driver

Development and/or expansion of low emission goods and services

Primary potential financial impact

Increased revenues resulting from increased demand for products and services

Company-specific description

ENKA's new project in Germany, Dradenau Combined Heat and Power Plant will have a net fuel efficiency of 92%. There are various heat exchangers in the project for heat recovery and utilization. This unusually high fuel efficiency can be achieved with a very high level of heat integration, which results in extremely low emissions per kWh of energy utilized. The plant design is also carried out in such a way enabling that 30% of Hydrogen can be mixed with natural gas, which is its normal fuel. In such a project, which will already have a very high efficiency, carbon emissions will be minimized with introduction of the process of mixing the Hydrogen with natural gas.

Also ENKA has started to build hydropower plant project in Georgia. The plant will cover 20% of the peak demand in Georgia and increase the country's domestic production by 15%. Georgia is looking to reduce the GHG emission from its electricity production and distribution. Therefore this is a unique opportunity for ENKA to develop a low carbon opportunity while benefitting financially.

Time horizon

Long-term

Likelihood

Virtually certain

Magnitude of impact

High

Are you able to provide a potential financial impact figure?

Yes, a single figure estimate

Potential financial impact figure (currency)

800,000,000

Potential financial impact figure – minimum (currency)

Potential financial impact figure – maximum (currency)

Explanation of financial impact figure

ENKA has increased its revenues from 'green' products in recent years including several new Hydroelectric Power Plant tenders . As we are currently not able to disclose the potential impact on our revenues, the financial impact figure provides the total published investment amount of the two specific projects. The financial impact given was calculated as the investment amount for the Project.

Cost to realize opportunity

Strategy to realize opportunity and explanation of cost calculation

Comment



C3. Business Strategy

C3.1

(C3.1) Does your organization's strategy include a transition plan that aligns with a 1.5°C world?

Row 1

Transition plan

Yes, we have a transition plan which aligns with a 1.5°C world

Publicly available transition plan

No

Mechanism by which feedback is collected from shareholders on your transition plan

We do not have a feedback mechanism in place, but we plan to introduce one within the next two years

Attach any relevant documents which detail your transition plan (optional)

C3.2

(C3.2) Does your organization use climate-related scenario analysis to inform its strategy?

	Use of climate-related scenario analysis to inform strategy
Row 1	Yes, qualitative



C3.2a

(C3.2a) Provide details of your organization’s use of climate-related scenario analysis.

Climate-related scenario	Scenario analysis coverage	Temperature alignment of scenario	Parameters, assumptions, analytical choices
Physical climate scenarios RCP 2.6	Company-wide		<p>Scenario analyses are consulted in countries ENKA is active for short, medium- and long-term strategies, especially when it comes to Energy investments. ENKA owns and operates 3 natural gas plants in Turkey, therefore Turkey’s NDC of 21% reduction from BAU scenario is considered. In addition, IEA’s Sustainability Development Scenario is taken into consideration for energy tenders and future pipelines. Recently, ENKA won two tenders for hydropower projects, signifying a divestment strategy from fossil fuel powered power plant projects. However, ENKA is also aware that its expertise on natural gas combined cycle power plant projects are also going to play an important role for developing countries’ transition towards cleaner energy.</p> <p>In addition to macro climate-scenarios, ENKA also conducts micro-climate assessments for specific projects where necessary. For example A micro climate change assessment is ongoing as part of ESIA study in Georgia to identify potential impacts agriculture and region’s climate where ENKA is planning to construct HPP. During the assessment possible changes in precipitations, humidity, intensification of fog and frost, quality of agricultural products (grapes) are evaluated and investigated. The assessment is based on site surveys and measurements, Terra Climate data of the region, Climate Hazards Group InfraRed Precipitation with Station (CHIRPS) data, Precipitation Estimation from Remotely Sensed Information using Artificial Neural Networks – CLIMATE Data Record (PERSIAN-CDR), Moderate Resolution Imaging Spectroradiometer (MODIS) Aqua Daily data and World Bank Climate-Change Knowledge Portal (CCKP). The assessments take into consideration different RCP scenarios, which are until the year 2100.</p>



<p>Physical climate scenarios RCP 4.5</p>	<p>Company-wide</p>		<p>Scenario outcomes have been integrated in Early Identification of Risks Committee procedures, submitted to executive committee and integrated to individual risk assessments for projects. Diversification of business lines, new opportunities and potential investment areas have been identified as below; Together with other inputs and practical experience, scenario analysis has enabled company strategy to focus on low carbon business opportunities. ENKA has seen the trend and need for reducing energy related emissions and have started to update strategy considering the demand from market and clients. Conversion of single cycle NG power plants, investing in wind turbine parts and construction new buildings using green building standards are concrete results of this strategy. Results are made public through the sustainability report, company newsletters, website and sectoral publications. Main reflections to ENKA's business strategy are as below;</p> <ul style="list-style-type: none"> - Producing parts for wind Turbines in Çimtaş Steel - Focusing on non-fossil fuel and renewable energy investments -Monitoring and bidding to wind turbine tenders -Monitoring hydropower tenders -Participating solar power plant tenders - Designing new construction as per the green building standards and considering extreme weather events. - Integrating risk assessment to new investment decisions (such as switching to sea water for cooling) or using weather/climate data in construction projects. For adaptation risk assessment, ENKA prepares and applies the procedures for extreme water conditions in all projects. (Winterization plans are developed. In this plan, it is indicated what kind of precautions should be taken in extremely hot and cold weather conditions. Risk analyses are performed for extreme weather conditions in every project, and working hours are set by considering the consequences of these analyses. Furthermore, flood plans are developed when necessary, and they are attached to the site emergency plan.)
<p>Physical climate scenarios RCP 6.0</p>	<p>Company-wide</p>		<p>Scenario analyses are consulted in countries ENKA is active for short, medium- and long-term strategies, especially when it comes to Energy investments. ENKA owns and operates 3 natural gas plants in Turkey, therefore Turkey's NDC of 21% reduction from BAU scenario is considered. In addition, IEA's Sustainability Development Scenario is taken into consideration for energy tenders and future pipelines. Recently, ENKA won two tenders for hydropower projects, signifying a divestment strategy from fossil fuel powered power plant projects. However, ENKA is also aware that its expertise</p>



		<p>on natural gas combined cycle power plant projects are also going to play an important role for developing countries' transition towards cleaner energy.</p> <p>In addition to macro climate-scenarios, ENKA also conducts micro-climate assessments for specific projects where necessary. For example A micro climate change assessment is ongoing as part of ESIA study in Georgia to identify potential impacts agriculture and region's climate where ENKA is planning to construct HPP. During the assessment possible changes in precipitations, humidity, intensification of fog and frost, quality of agricultural products (grapes) are evaluated and investigated. The assessment is based on site surveys and measurements, Terra Climate data of the region, Climate Hazards Group InfraRed Precipitation with Station (CHIRPS) data, Precipitation Estimation from Remotely Sensed Information using Artificial Neural Networks – CLIMATE Data Record (PERSIAN-CDR), Moderate Resolution Imaging Spectroradiometer (MODIS) Aqua Daily data and World Bank Climate-Change Knowledge Portal (CCKP). The assessments take into consideration different RCP scenarios, which are until the year 2100.</p>
Physical climate scenarios RCP 8.5	Company-wide	<p>Scenario outcomes have been integrated in Early Identification of Risks Committee procedures, submitted to executive committee and integrated to individual risk assessments for projects. Diversification of business lines, new opportunities and potential investment areas have been identified as below; Together with other inputs and practical experience, scenario analysis has enabled company strategy to focus on low carbon business opportunities. ENKA has seen the trend and need for reducing energy related emissions and have started to update strategy considering the demand from market and clients. Conversion of single cycle NG power plants, investing in wind turbine parts and construction new buildings using green building standards are concrete results of this strategy. Results are made public through the sustainability report, company newsletters, website and sectoral publications. Main reflections to ENKA's business strategy are as below;</p> <ul style="list-style-type: none"> - Producing parts for wind Turbines in Çimtaş Steel - Focusing on non-fossil fuel and renewable energy investments -Monitoring and bidding to wind turbine tenders -Monitoring hydropower tenders -Participating solar power plant tenders - Designing new construction as per the green building standards and considering extreme weather



			<p>events.</p> <p>- Integrating risk assessment to new investment decisions (such as switching to sea water for cooling) or using weather/climate data in construction projects. For adaptation risk assessment, ENKA prepares and applies the procedures for extreme water conditions in all projects. (Winterization plans are developed. In this plan, it is indicated what kind of precautions should be taken in extremely hot and cold weather conditions. Risk analyses are performed for extreme weather conditions in every project, and working hours are set by considering the consequences of these analyses. Furthermore, flood plans are developed when necessary, and they are attached to the site emergency plan.)</p>
--	--	--	--

C3.2b

(C3.2b) Provide details of the focal questions your organization seeks to address by using climate-related scenario analysis, and summarize the results with respect to these questions.

Row 1

Focal questions

How could climate change affect our business line and operations?

What possible process improvements and developments should our company consider to face these effects?

Results of the climate-related scenario analysis with respect to the focal questions

To assess physical risks, we initially used two scenarios that capture future climate projections: a below 2°C scenario (RCP 2.6) and a business-as-usual scenario (RCP 8.5). We then used RCP 4.5 and RCP 6 scenario. In order to assess transition risks, we used the IEA’s ‘Sustainable Development Scenario. We considered several hazards and identified there key hazards that may have the biggest change over time; heatwaves, drought and heavy precipitation. The analyses performed considering the locations of our operations and facilities. The results of these analysis gave answer to the first focal question and directly affects our sustainability strategy.

One of the initial actions taken is to starting to revize the sustainability goals of the company. The revision is currently ongoing and planned to be completed by the end of third quarter of 2022. Using renewable energy and also investing or contracting in renewable energy projects are

also the following steps that are identified regarding the second focal question.

Another vital issue is prioritizing water efficiency and mitigation initiatives in areas of high water risk and stress. One of the examples for the steps taken by ENKA: thanks to the package treatment plant, which is operating for treatment and reuse of toilet water in the camp fields, a total of 13,780 m3 of water had been reused in 2021 in Tengiz Oil Field Development Works of ENKA in Kazakhstan.

C3.3

(C3.3) Describe where and how climate-related risks and opportunities have influenced your strategy.

	Have climate-related risks and opportunities influenced your strategy in this area?	Description of influence
Products and services	Yes	<p>ENKA’s mission is to design and execute construction projects in line with the highest environmental and social standards. The engineering team at the Design Center also performs increased research and development on impacts of climate change on material selection processes and alternative engineering solutions better suited to climate. Climate adaptation needs are considered early in the planning / design stages of all projects according to the Environmental and Social Impact Assessment studies. In 2021, ENKA allocated a total budget of more than TL 133.8 million for the projects managed by the Design Center and this budget was financed entirely by internal resources.</p> <p>ENKA is experienced in O&G and energy generation projects and investing in R&D for power generation projects is very important for ENKA. Zainskaya Combined Cycle Power Plant (CCPP) is designed to be the most efficient power plant in Russia, with an efficiency of 64.7%.</p> <p>Due to the increased demand from the market and incentives for locally produced renewable energy project parts in Turkey, Çimtas Steel has started to produce wind towers, rotors & stators. The share of revenues from wind towers, rotors & stators made up 29% of Çimtas revenues in 2021. Other ENKA Group companies also invested in greener products and services. ENKA İnşaat conducts many construction projects where clients are looking for lower emissions options whether it be shifting from</p>

		<p>thermal power generation to renewables such as hydroelectric power stations, to new buildings that conform to energy efficiency schemes (LEED, BREEAM) and regulations. Also ENKA's newest investment for Cintas Ningbo is also LEED Gold certified.</p> <p>ENKA's new project in Germany, Dradenau Combined Heat and Power Plant will have a net fuel efficiency of 92%. There are various heat exchangers in the project for heat recovery and utilization. This unusually high fuel efficiency can be achieved with a very high level of heat integration, which results in extremely low emissions per kWh of energy utilized. The plant design is also carried out in such a way enabling that 30% of Hydrogen can be mixed with natural gas, which is its normal fuel. In such a project, which will already have a very high efficiency, carbon emissions will be minimized with introduction of the process of mixing the Hydrogen with natural gas.</p>
<p>Supply chain and/or value chain</p>	<p>Yes</p>	<p>Increased collaboration between all stakeholders developed whilst performing business: Planners, Designers, Sub-contractors, Clients, Manufacturers and Regulatory Bodies. ENKA Pazarlama (Marketing) has started marketing fuel efficient and low carbon vehicles upon demand from downstream suppliers. 70%-80% of ENKA Pazarlama revenue were derived from low carbon products. In 2020, Çimtaş invested in a new wind tower production plant and increased its annual wind tower production capacity by 100 towers/year to 250 towers/year. Çimtaş Steel produced more than 71,750 tonnes of wind power equipment in 2021.</p> <p>The material sustainability issues have been updated based on surveys conducted by the Corporate Sustainability and Compliance Department at the end of 2021. A total of 385 stakeholder representatives from various stakeholder groups, including the Sustainability Committee, ENKA Group's senior management, employees, suppliers, NGOs, professional associations, subsidiaries and customers participated in the process.</p> <p>In 2021, Çimtaş Steel provided 590 subcontractor and supplier employees with approximately 4,325 person-hours of training on ENKA Code of Business Conduct, ethical practices, COVID-19, OHS and environmental management, and technical issues. Cintas</p>



		<p>Pipe and Çimtaş Precision Machining provided trainings on the Supplier Code of Conduct, covering general environmental and OHS topics, to a total of 615 supplier employees.</p> <p>ENKA evaluates the environmental and social impacts of its supply chain. ENKA’s supplier and subcontractor performance evaluation question list includes questions related to sustainability evaluation criteria, including environmental and social compliance in addition to the performance evaluation. 2,285 companies were assessed in 2021. 5.2% of the companies evaluated were deemed as high-risk suppliers. Within the ENKA group companies, 14.3% of all suppliers were audited for compliance with the Supplier Code of Conduct; and environmental, social, ethics and compliance requirements in 2021 and in the same year, 19% of suppliers were trained about Supplier Code of Conduct including environmental and climate change topics.</p>
Investment in R&D	Yes	<p>ENKA’s mission is to design and execute construction projects in line with the highest environmental and social standards. ENKA Design Center, the first company to be awarded the Design Center title by the Ministry of Science, Industry and Technology, includes three primary groups: Energy Engineering Design Group, Civil Engineering Design Group, and Architectural Project Design Group. The engineering team at the Design Center also performs increased research and development on impacts of climate change on material selection processes and alternative engineering solutions better suited to climate. Climate adaptation needs are considered early in the planning / design stages of all projects according to the Environmental and Social Impact Assessment studies. In 2021, ENKA group has allocated a total budget of more than 17 million USD for the Design Center and this budget was financed entirely by internal resources.</p> <p>Investing in R&D for power projects is important for ENKA. All of ENKA’s natural gas combined cycle power projects are built with the latest energy efficiency and emission control technology and are aimed to replace older, unefficient plants. Zainskaya Combined Cycle Power Plant is designed to be the most efficient power plant in Russia , with efficiency of 64.7%. ENKA's new project in Germany, Dradenau Combined Heat and Power Plant will have a net fuel efficiency of 92%. This unusually high fuel efficiency can be achieved with a very high level of heat integration, which results in extremely low</p>

		<p>emissions per kWh of energy utilized. The plant design is also carried out in such a way enabling that 30% of Hydrogen can be mixed with natural gas, which is its normal fuel. In such a project, which will already have a very high efficiency, carbon emissions will be minimized with introduction of the process of mixing the Hydrogen with natural gas.</p> <p>ENKA has increased its renewable energy contracting capacity, resulting in winning hydropower tenders recently. In addition, Çimtaş Steel produces wind power plant towers and is adapting technology shifts to its products as well. In 2020, Çimtaş invested in a new wind tower production plant and increased its annual wind tower production capacity by 100 towers/year to 250 towers/year. Çimtaş Steel produced more than 71,750 tonnes of wind power equipment in 2021.</p>
Operations	Yes	<p>All business-lines have been required to have a comprehensive Business Continuity Management Plan. Business decisions in all major processes (i.e. Engineering, Procurement and Construction) are made in compliance with the sustainability policy of the company to reduce emissions. Specific emissions targets for ENKA Power (CO2/kWh) and Çimtaş Steel (CO2/person-hours/tonnes production) has been set to improve monitoring and assessing potential operational improvements in terms of efficiency and new investments. In addition to existing targets, ENKA started revising its sustainability and climate change related goals covering its power generation, construction, production and real estate operations.</p> <p>Emerging ETS regulation in Turkey has led ENKA Power to invest in lower emission technologies. Investment opportunities are investigated and listed for improving fuel efficiency and reducing emissions and investment costs. Also, emission intensity targets have been defined for all power plants in terms of CO2/kWh. To achieve this target, new solutions are developed and implemented continuously.</p>

C3.4

(C3.4) Describe where and how climate-related risks and opportunities have influenced your financial planning.

	Financial planning elements that have been influenced	Description of influence
Row 1	Revenues Direct costs Indirect costs Capital expenditures Capital allocation Acquisitions and divestments Access to capital Assets Liabilities	<p>Revenues</p> <p>In recent years, ENKA has consistently increased the share of “green” products in its portfolio. ENKA considers climate-change risk assessment an integral tool for revenue projection, especially because of its expertise in oil & gas projects that may be impacted in the future. To replace the potential revenue loss from projects that might be impacted by climate-related transition risks; ENKA has invested in energy transition projects and renewable energy contracting and supply. Çimtaş Steel has increased revenues from “green” products by selling more wind turbine parts (towers, rotors & stators). The share “green” products in Çimtaş revenues has increased to 29% (from 26% in 2020). ENKA Pazarlama (Marketing) has managed to generate 70%-80% of its revenues from the sales of its vehicles and equipment that is considered “green” (vehicles built with green parts/low emission vehicle). Two hydroelectric power plant (HPP) project tenders with 15-year power-purchase agreements were won , and is going to increase green, low risk revenues further. Increasing the share of “green” products in ENKA’s revenues is an important step of ENKA’s risk and opportunity management process.</p> <p>In order to help countries with their low carbon energy transition, ENKA is utilizing its experience in building natural gas combined cycle power plants. All of ENKA’s natural gas combined cycle power projects are built with the latest energy efficiency and emission control technology and are aimed to replace older, less efficient plants. For example, the Zainskaya Combined Cycle Power Plant is designed to be the most efficient power plant in Russia, with an efficiency of 64.7%. ENKA is building two Combined Cycle Power Plants in Iraq that aims to replace the aging and heavy fuel oil burning plants, aiming to curb the climate impacts of the country.</p> <p>Costs</p> <p>ENKA’s mission is to design and execute construction projects in line with the highest of environmental and social standards. ENKA Design Center, the first company to be awarded the Design Center title by the Ministry of Science, Industry and Technology, includes three primary groups: Energy Engineering Design Group, Civil Engineering Design</p>

		<p>Group, and Architectural Project Design Group. The engineering team also performs research and development on impacts of climate change on material selection processes and alternative engineering solutions better suited to climate. Climate adaptation needs are considered early in the planning / design stages of all projects according to the ESIA studies. In 2021, ENKA group has allocated a total budget of more than 17 million USD for the Design Center and this budget was financed entirely by internal resources.</p> <p>Operating costs have decreased in Power Plants due to energy efficiency investments. To increase the fuel efficiency and reduce carbon footprint, AGP & DLN (Advanced Gas Path & Dry Low NOx) 2.6+ technology investment was made in our Natural Gas Combined Cycle Power Plants. which lowered the NG consumption approximately 2.6% for each turbine. For ENKA Insaat, operating costs have increased due to more stringent ESIA requirements, especially in projects that are financed by IFIs. Two recent projects in Southern Iraq required major revisions to their ESIA reports as well as project plans and procedures that resulted in additional costs due to work stops, deviation from the schedule and hiring extra personnel.</p> <p>Capital Expenditures and Allocation Due to investments made for efficiency, new product lines and adaptation, CAPEX have increased, and a specific budget has been allocated for realization of such opportunities. In 2020, Çimtaş has invested in a new facility in the Kocaeli Organized Industrial Zone to increase its wind tower production capacity as part of realizing climate opportunities in the field of renewable energy.</p> <p>ENKA is also transforming its own operations to use renewable energy where possible, making the necessary capital investments produce its own electricity from renewable sources. In 2020, ENKA has installed rooftop solar panels the ENKA Schools Kocaeli within the scope of ENKA Sustainability Goals. The first test of the all installed solar panels was successfully conducted in July 2020 and the facility was approved as a result of the assessments made by the Turkish Electricity Transmission Company. 81,930 kWh of energy was generated by this system in 2021, covering 31% of the annual electricity consumption at the school.</p> <p>Acquisitions and Divestments ENKA Insaat has been working on divesting from thermal power plant EPC projects to renewable energy projects such as</p>
--	--	---

		<p>hydropower.</p> <p>Access to Capital Access to finance for fossil fuel investments have reduced whereas availability of finance for low carbon investments have increased. International Finance Institutions, Funds etc. have been more sensitive about climate impacts of the projects financed.</p> <p>Environmental Impact Assessments (EIA) and Environmental and Social Impact Assessments (ESIA) are usually completed by the contracting entity. ENKA then carries out its own environmental aspects and impact assessments to take the necessary precautions. However, in some cases, ENKA is involved in the ESIA process where climate-related risks were assessed as well.</p> <p>Assets & Liabilities Assets owned by ENKA Real Estate have been reconstructed as per green building requirements to reduce operational costs and meet demand from market. ENKA Power plants have been rehabilitated to improve technical/financial performance of the assets. To date, no assets have been impacted negatively from climate change, however operating costs and capital expenditures have been impacted due to the need to strengthen and future-proof assets regarding climate related risks. Requirement and liabilities have been considered by risk committee and reflected in investment/procurement decisions.</p> <p>ENKA always carries out its own environmental impact assessments to take necessary precautions to complete its construction projects. ENKA's assessments include climate-related physical risks as well.</p> <p>ENKA İnşaat considers its sustainability strategy and targets to combat climate change while determining the projects to which it will participate and bid. In this context, among the projects for which preliminary studies have been initiated for the next period and evaluated before the proposal as a contractor; there is a gas processing plant project planned in Iraq, which includes solar energy and battery storage technology, and a carbon capture and storage project, for which investment decision has not been finalized yet</p>
--	--	---

C3.5

(C3.5) In your organization's financial accounting, do you identify spending/revenue that is aligned with your organization's transition to a 1.5°C world?

No, but we plan to in the next two years

C4. Targets and performance

C4.1

(C4.1) Did you have an emissions target that was active in the reporting year?

Intensity target

C4.1b

(C4.1b) Provide details of your emissions intensity target(s) and progress made against those target(s).

Target reference number

Int 1

Year target was set

2018

Target coverage

Business division

Scope(s)

Scope 1

Scope 2 accounting method

Scope 3 category(ies)

Intensity metric

Metric tons CO₂e per megawatt hour (MWh)

Base year

2017

Intensity figure in base year for Scope 1 (metric tons CO₂e per unit of activity)

400

Intensity figure in base year for Scope 2 (metric tons CO₂e per unit of activity)

Intensity figure in base year for Scope 3 (metric tons CO₂e per unit of activity)

Intensity figure in base year for all selected Scopes (metric tons CO₂e per unit of activity)

400

% of total base year emissions in Scope 1 covered by this Scope 1 intensity figure

98

% of total base year emissions in Scope 2 covered by this Scope 2 intensity figure

% of total base year emissions in Scope 3 (in all Scope 3 categories) covered by this Scope 3 intensity figure

% of total base year emissions in all selected Scopes covered by this intensity figure

99

Target year

2021

Targeted reduction from base year (%)

8

Intensity figure in target year for all selected Scopes (metric tons CO₂e per unit of activity) [auto-calculated]

368

% change anticipated in absolute Scope 1+2 emissions

8

% change anticipated in absolute Scope 3 emissions

8

Intensity figure in reporting year for Scope 1 (metric tons CO₂e per unit of activity)

Intensity figure in reporting year for Scope 2 (metric tons CO₂e per unit of activity)

Intensity figure in reporting year for Scope 3 (metric tons CO₂e per unit of activity)

Intensity figure in reporting year for all selected Scopes (metric tons CO₂e per unit of activity)

% of target achieved relative to base year [auto-calculated]

Target status in reporting year

Achieved

Is this a science-based target?

No, but we anticipate setting one in the next 2 years

Target ambition

Please explain target coverage and identify any exclusions

ENKA Power has set a target to keep emissions intensity to under 400gCO₂e per Kwh of electricity production. This is a Rolling target for each year until 2027.

Plan for achieving target, and progress made to the end of the reporting year

List the emissions reduction initiatives which contributed most to achieving this target

ENKA is currently revising its climate change related targets. The targets will be announced in 2022.

Target reference number

Int 2

Year target was set

2018

Target coverage

Business division

Scope(s)

Scope 1

Scope 2 accounting method

Scope 3 category(ies)

Intensity metric

Other, please specify

tCO₂e / person-hours/tonnes production

Base year

2017

Intensity figure in base year for Scope 1 (metric tons CO₂e per unit of activity)

25

Intensity figure in base year for Scope 2 (metric tons CO₂e per unit of activity)

Intensity figure in base year for Scope 3 (metric tons CO₂e per unit of activity)

Intensity figure in base year for all selected Scopes (metric tons CO₂e per unit of activity)

24

% of total base year emissions in Scope 1 covered by this Scope 1 intensity figure

0.6

% of total base year emissions in Scope 2 covered by this Scope 2 intensity figure

% of total base year emissions in Scope 3 (in all Scope 3 categories) covered by this Scope 3 intensity figure

% of total base year emissions in all selected Scopes covered by this intensity figure

0.6

Target year

2021

Targeted reduction from base year (%)

-63

Intensity figure in target year for all selected Scopes (metric tons CO2e per unit of activity) [auto-calculated]

39.12

% change anticipated in absolute Scope 1+2 emissions

0

% change anticipated in absolute Scope 3 emissions

0

Intensity figure in reporting year for Scope 1 (metric tons CO2e per unit of activity)

39.3

Intensity figure in reporting year for Scope 2 (metric tons CO2e per unit of activity)

Intensity figure in reporting year for Scope 3 (metric tons CO2e per unit of activity)

Intensity figure in reporting year for all selected Scopes (metric tons CO2e per unit of activity)

% of target achieved relative to base year [auto-calculated]

Target status in reporting year

Revised

Is this a science-based target?

No, but we anticipate setting one in the next 2 years

Target ambition

Please explain target coverage and identify any exclusions

Çimtaş has set a target to keep emissions intensity to under 25 tCO₂e/person-hour/tonnes of production. This is a Rolling target for each year until 2027.

Plan for achieving target, and progress made to the end of the reporting year

ENKA is currently revising its climate change related targets. The targets will be announced in 2022.

List the emissions reduction initiatives which contributed most to achieving this target

C4.2

(C4.2) Did you have any other climate-related targets that were active in the reporting year?

No other climate-related targets

C4.3

(C4.3) Did you have emissions reduction initiatives that were active within the reporting year? Note that this can include those in the planning and/or implementation phases.

Yes

C4.3a

(C4.3a) Identify the total number of initiatives at each stage of development, and for those in the implementation stages, the estimated CO2e savings.

	Number of initiatives	Total estimated annual CO2e savings in metric tonnes CO2e (only for rows marked *)
Under investigation		
To be implemented*		
Implementation commenced*		
Implemented*	8	5,058
Not to be implemented		

C4.3b

(C4.3b) Provide details on the initiatives implemented in the reporting year in the table below.

Initiative category & Initiative type

Energy efficiency in buildings
Lighting

Estimated annual CO2e savings (metric tonnes CO2e)

1,574.43

Scope(s) or Scope 3 category(ies) where emissions savings occur

Scope 2 (location-based)

Voluntary/Mandatory

Voluntary

Annual monetary savings (unit currency – as specified in C0.4)

23,741

Investment required (unit currency – as specified in C0.4)

5,554

Payback period

4-10 years

Estimated lifetime of the initiative

11-15 years

Comment

Annual savings of more than 2 million kWh were achieved in Moskva Krasnye Holmy through LED conversion of 1100 conventional fixtures.

Initiative category & Initiative type

Energy efficiency in buildings
Maintenance program

Estimated annual CO2e savings (metric tonnes CO2e)

112.87

Scope(s) or Scope 3 category(ies) where emissions savings occur

Scope 1

Voluntary/Mandatory

Voluntary

Annual monetary savings (unit currency – as specified in C0.4)

2,980

Investment required (unit currency – as specified in C0.4)

94,366

Payback period

>25 years

Estimated lifetime of the initiative

1-2 years

Comment

Two water boilers used in the heating of the accommodation facilities in Tengiz Oil Field Development Works projects were repaired and renewed in October 2020. Thanks to this effort, 18% reduction was achieved with a saving of approximately 60,000 m3 compared to the natural gas consumption of the previous year.

Initiative category & Initiative type

Energy efficiency in production processes
Machine/equipment replacement

Estimated annual CO2e savings (metric tonnes CO2e)

139.2

Scope(s) or Scope 3 category(ies) where emissions savings occur

Scope 1

Voluntary/Mandatory

Voluntary

Annual monetary savings (unit currency – as specified in C0.4)

19,622

Investment required (unit currency – as specified in C0.4)

239,119

Payback period

11-15 years

Estimated lifetime of the initiative

11-15 years

Comment

The existing steam heating system (steam boiler) used in the heating of the dye work halls at Çimtaş Steel has been replaced with a burner air handling unit. By reducing the consumption of natural resources obtained as a result of the change, the annual targeted natural resource consumption and natural gas savings amount are calculated as 74,176 m3.

Initiative category & Initiative type

Low-carbon energy consumption
Solar PV

Estimated annual CO2e savings (metric tonnes CO2e)

30

Scope(s) or Scope 3 category(ies) where emissions savings occur

Scope 2 (location-based)

Voluntary/Mandatory

Voluntary

Annual monetary savings (unit currency – as specified in C0.4)

3,000

Investment required (unit currency – as specified in C0.4)

50,000

Payback period

16-20 years

Estimated lifetime of the initiative

21-30 years

Comment

Solar PV electricity generation system was installed to the roof of ENKA Schools Kocaeli. The system generated 31% of the schools electricity needs in 2021.

Initiative category & Initiative type

Energy efficiency in buildings

Lighting

Estimated annual CO2e savings (metric tonnes CO2e)

1,200

Scope(s) or Scope 3 category(ies) where emissions savings occur

Scope 2 (location-based)

Voluntary/Mandatory

Voluntary

Annual monetary savings (unit currency – as specified in C0.4)

8,000

Investment required (unit currency – as specified in C0.4)

4,000

Payback period

<1 year

Estimated lifetime of the initiative

6-10 years

Comment

A total of 145 halogen bulb projectors, including 85 projectors with 250 W power and 60 projectors with 400 W power, used for the outdoor lighting were replaced with high-performance Led projectors with 85 W and 135 W powers. This project achieved an annual saving of approximately TL 72,000.

Initiative category & Initiative type

Energy efficiency in production processes
Machine/equipment replacement

Estimated annual CO2e savings (metric tonnes CO2e)

1,000

Scope(s) or Scope 3 category(ies) where emissions savings occur

Scope 1
Scope 2 (location-based)

Voluntary/Mandatory

Voluntary

Annual monetary savings (unit currency – as specified in C0.4)

17,000

Investment required (unit currency – as specified in C0.4)

5,000

Payback period

4-10 years

Estimated lifetime of the initiative

11-15 years

Comment

At Cımtas Pipe, the EP1400 energy-saving device, which provides energy savings by bringing voltage and current values closer to the ideal sine values through electromagnetic transformer technology, was commissioned in 2021, resulting in 7% savings since its installation.

Also a control circuit has been installed in the heating system of the dye houses, the boiler, air handling unit blower motor and hot water pump have been set to activate when the dye house temperature drops below 28°C, and turn off when it rises above 31°C. This project achieved an annual saving of approximately TL 120,000. In addition, a temperature sensor with an electronic control unit was installed in the air handling unit used for heating the MT high hall, and the air handling unit has been set to be turned off when the ambient temperature rises above 18°C. In this way, an annual saving of TL 13,000 was achieved.

Initiative category & Initiative type

Company policy or behavioral change

Other, please specify

Changing travel routes

Estimated annual CO2e savings (metric tonnes CO2e)

1.7

Scope(s) or Scope 3 category(ies) where emissions savings occur

Scope 3 category 6: Business travel

Voluntary/Mandatory

Voluntary

Annual monetary savings (unit currency – as specified in C0.4)

0

Investment required (unit currency – as specified in C0.4)

0

Payback period

<1 year

Estimated lifetime of the initiative

6-10 years

Comment

At Cimtas Ningbo, encouraging groups of less than 3 people for the use of high-speed trains connecting from Beilun for flights via Shanghai ensured reduction of approximately 9,000 km in use of fueled vehicles between Beilun and Shanghai in 2021.

Initiative category & Initiative type

Energy efficiency in production processes
Smart control system

Estimated annual CO2e savings (metric tonnes CO2e)

1,000

Scope(s) or Scope 3 category(ies) where emissions savings occur

Scope 1
Scope 2 (location-based)

Voluntary/Mandatory

Voluntary

Annual monetary savings (unit currency – as specified in C0.4)

11,000

Investment required (unit currency – as specified in C0.4)

2,500

Payback period

1-3 years

Estimated lifetime of the initiative

6-10 years

Comment

In Cimtas Pipe, in order to prevent the temperature in the oven from dropping down when the oven doors are opened, and to prevent the burners from trying to bring the ambient temperature to the determined temperature, and to reduce the unnecessary gas consumption caused by this situation, the burners have been set to not operate when the doors are opened, thereby air circulation in the oven has been reduced. Thus, the temperature loss has been reduced and the gas consumption of 2 m³ that occur each time the oven door is opened has been prevented.

The projects carried out within the scope of the Efficiency Enhancing Projects announced by the Ministry of Energy and Natural Resources achieved savings of over TL 45,000 by replacing metal and fluorescent armatures with Led armatures. In addition, a recuperator was installed on the furnace flue firing line of the 1st Hall to preheat the combustion air to the burner. The thermal energy exhausted to the atmosphere with the flue gas from the furnace chimney was recovered at the optimum level to the flue line by with the recuperator, thus saving approximately TL 45,000.

C4.3c

(C4.3c) What methods do you use to drive investment in emissions reduction activities?

Method	Comment
Compliance with regulatory requirements/standards	Regulatory requirements are closely followed by HSE, Sustainability & Compliance and the legal teams. Activities are implemented as per the local regulations, international standards and company sustainability procedures and HSE standards.
Dedicated budget for energy efficiency	Continuous improvement approach is employed by ENKA group companies. Recommendations from employees or the engineering team are evaluated, prioritized and implemented considering the budget allocation investment return and other benefits/requirements.
Internal incentives/recognition programs	<p>Internal incentives and award programs are applied in all ENKA group companies. ENKA İnşaat HSE Incentive Procedure, includes sustainability and environment topics as well, states whoever reports or notifies extraordinary operating performance gets rewarded individually with individual KPI'S through premiums and behavior recognition. Executive Committee also monitors the financial management and environmental performance of corporate and project executives and rewarded with yearly premiums according to their seniority and experience. Çimtaş Steel and Pipe companies and ENKA Power also has detailed written procedures for employee incentives including recognition and monetary rewards.</p> <p>ENKA monthly publishes Sustainability and Compliance Newsletters through the group of companies. Initiatives and best practices on sustainability issues, including climate related ones, are covered in these newsletters, providing recognition to the success of the relevant employee(s). In addition to newsletters, outstanding achievements on sustainability are also published on company's website and corporate social media accounts to promote the employee's success.</p>
Dedicated budget for low-carbon product R&D	ENKA has a dedicated R&D budget for the Corporate Engineering Center, where renewable energy products are designed.

C4.5

(C4.5) Do you classify any of your existing goods and/or services as low-carbon products?

Yes

C4.5a

(C4.5a) Provide details of your products and/or services that you classify as low-carbon products.

Level of aggregation

Group of products or services

Taxonomy used to classify product(s) or service(s) as low-carbon

Low-Carbon Investment (LCI) Registry Taxonomy

Type of product(s) or service(s)

Iron and steel

Other, please specify

Wind tower production

Description of product(s) or service(s)

Çimtaş Steel produces wind turbine towers and parts. In 2020, Çimtaş invested in a new wind tower production plant and increased its annual wind tower production capacity by 100 towers/year to 250 towers/year. Çimtaş Steel produced more than 71,750 tonnes of wind power equipment, equivalent to 1,515 MW installed power, in 2021.

% revenue from low carbon product(s) given as share of Çimtaş revenues.

Have you estimated the avoided emissions of this low-carbon product(s) or service(s)

No

Methodology used to calculate avoided emissions

Life cycle stage(s) covered for the low-carbon product(s) or services(s)

Functional unit used

Reference product/service or baseline scenario used

Life cycle stage(s) covered for the reference product/service or baseline scenario

Estimated avoided emissions (metric tons CO₂e per functional unit) compared to reference product/service or baseline scenario

Explain your calculation of avoided emissions, including any assumptions

Revenue generated from low-carbon product(s) or service(s) as % of total revenue in the reporting year

29

Level of aggregation

Product or service

Taxonomy used to classify product(s) or service(s) as low-carbon

Low-Carbon Investment (LCI) Registry Taxonomy

Type of product(s) or service(s)

Buildings construction and renovation
Other, please specify
General

Description of product(s) or service(s)

ENKA Real Estate is owner of many buildings and rents to clients. ENKA Real Estate has started converting or reconstructing its assets as per green building standards. Thus, clients can benefit from lower energy consumption, lower emission services.

Have you estimated the avoided emissions of this low-carbon product(s) or service(s)

Methodology used to calculate avoided emissions

Life cycle stage(s) covered for the low-carbon product(s) or services(s)

Functional unit used

Reference product/service or baseline scenario used

Life cycle stage(s) covered for the reference product/service or baseline scenario

Estimated avoided emissions (metric tons CO₂e per functional unit) compared to reference product/service or baseline scenario

Explain your calculation of avoided emissions, including any assumptions

Revenue generated from low-carbon product(s) or service(s) as % of total revenue in the reporting year

11

Level of aggregation

Product or service

Taxonomy used to classify product(s) or service(s) as low-carbon

Climate Bonds Taxonomy

Type of product(s) or service(s)

Buildings construction and renovation

Other, please specify

Construction Equipment

Description of product(s) or service(s)

ENKA Pazarlama (Marketing) has managed to generate 70%-80% of its revenues from the sales of its vehicles and equipment that is considered "green" (vehicles built with green parts/low emission vehicle).

Have you estimated the avoided emissions of this low-carbon product(s) or service(s)

Methodology used to calculate avoided emissions

Life cycle stage(s) covered for the low-carbon product(s) or services(s)

Functional unit used



Reference product/service or baseline scenario used

Life cycle stage(s) covered for the reference product/service or baseline scenario

Estimated avoided emissions (metric tons CO2e per functional unit) compared to reference product/service or baseline scenario

Explain your calculation of avoided emissions, including any assumptions

Revenue generated from low-carbon product(s) or service(s) as % of total revenue in the reporting year

70

C5. Emissions methodology

C5.1

(C5.1) Is this your first year of reporting emissions data to CDP?

No

C5.1a

(C5.1a) Has your organization undergone any structural changes in the reporting year, or are any previous structural changes being accounted for in this disclosure of emissions data?

Row 1

Has there been a structural change?

No

C5.1b

(C5.1b) Has your emissions accounting methodology, boundary, and/or reporting year definition changed in the reporting year?

	Change(s) in methodology, boundary, and/or reporting year definition?	Details of methodology, boundary, and/or reporting year definition change(s)
Row 1	Yes, a change in boundary	Compared to 2020, ENKA Schools and ENKA Foundation were excluded from the scope of the report except for the “Developing Communities” section, and Çimtaş Precision Machining, Module and Shipyard, Ningbo, and real estate companies Mosenka and ENKA Invest were included in the “Reducing Environmental Impact” section of the report. Among the ENKA İnşaat projects in this section, new projects were added to replace the ones completed in 2021, and the number of projects (6) was kept the same as last year.

C5.1c

(C5.1c) Have your organization’s base year emissions been recalculated as result of the changes or errors reported in C5.1a and C5.1b?

	Base year recalculation	Base year emissions recalculation policy, including significance threshold
Row 1	No, because the impact does not meet our significance threshold	The majority of the scope has not change, that's why base year data was not recalculated.

C5.2

(C5.2) Provide your base year and base year emissions.

Scope 1

Base year start

January 1, 2017

Base year end

December 31, 2017

Base year emissions (metric tons CO2e)

9,380,851.17

Comment

Scope 2 (location-based)

Base year start

January 1, 2017

Base year end

December 31, 2017

Base year emissions (metric tons CO2e)

192,502.88

Comment

Location-based result has been used as a proxy since a market-based figure cannot be calculated.

Scope 2 (market-based)

Base year start

January 1, 2017

Base year end

December 31, 2017

Base year emissions (metric tons CO2e)

192,502.88

Comment

Location-based result has been used as a proxy since a market-based figure cannot be calculated.

Scope 3 category 1: Purchased goods and services

Base year start

Base year end

Base year emissions (metric tons CO₂e)

Comment

Scope 3 category 2: Capital goods

Base year start

Base year end

Base year emissions (metric tons CO₂e)

Comment

Scope 3 category 3: Fuel-and-energy-related activities (not included in Scope 1 or 2)

Base year start

Base year end

Base year emissions (metric tons CO2e)

Comment

Scope 3 category 4: Upstream transportation and distribution

Base year start

Base year end

Base year emissions (metric tons CO2e)

Comment

Scope 3 category 5: Waste generated in operations

Base year start

Base year end

Base year emissions (metric tons CO2e)

Comment

Scope 3 category 6: Business travel

Base year start

Base year end

Base year emissions (metric tons CO2e)

Comment

Scope 3 category 7: Employee commuting

Base year start

Base year end

Base year emissions (metric tons CO2e)

Comment

Scope 3 category 8: Upstream leased assets

Base year start

Base year end

Base year emissions (metric tons CO₂e)

Comment

Scope 3 category 9: Downstream transportation and distribution

Base year start

Base year end

Base year emissions (metric tons CO₂e)

Comment

Scope 3 category 10: Processing of sold products

Base year start

Base year end

Base year emissions (metric tons CO2e)

Comment

Scope 3 category 11: Use of sold products

Base year start

Base year end

Base year emissions (metric tons CO2e)

Comment

Scope 3 category 12: End of life treatment of sold products

Base year start

Base year end

Base year emissions (metric tons CO2e)



Comment

Scope 3 category 13: Downstream leased assets

Base year start

Base year end

Base year emissions (metric tons CO2e)

Comment

Scope 3 category 14: Franchises

Base year start

Base year end

Base year emissions (metric tons CO2e)

Comment



Scope 3 category 15: Investments

Base year start

Base year end

Base year emissions (metric tons CO2e)

Comment

Scope 3: Other (upstream)

Base year start

Base year end

Base year emissions (metric tons CO2e)

Comment

Scope 3: Other (downstream)

Base year start

Base year end

Base year emissions (metric tons CO₂e)

Comment

C5.3

(C5.3) Select the name of the standard, protocol, or methodology you have used to collect activity data and calculate emissions.

IPCC Guidelines for National Greenhouse Gas Inventories, 2006

ISO 14064-1

The Greenhouse Gas Protocol: A Corporate Accounting and Reporting Standard (Revised Edition)

C6. Emissions data

C6.1

(C6.1) What were your organization's gross global Scope 1 emissions in metric tons CO₂e?

Reporting year

Gross global Scope 1 emissions (metric tons CO₂e)

4,025,525

Comment

C6.2

(C6.2) Describe your organization's approach to reporting Scope 2 emissions.

Row 1

Scope 2, location-based

We are reporting a Scope 2, location-based figure

Scope 2, market-based

We have no operations where we are able to access electricity supplier emission factors or residual emissions factors and are unable to report a Scope 2, market-based figure

Comment

C6.3

(C6.3) What were your organization's gross global Scope 2 emissions in metric tons CO2e?

Reporting year

Comment

C6.4

(C6.4) Are there any sources (e.g. facilities, specific GHGs, activities, geographies, etc.) of Scope 1 and Scope 2 emissions that are within your selected reporting boundary which are not included in your disclosure?

No

C6.5

(C6.5) Account for your organization's gross global Scope 3 emissions, disclosing and explaining any exclusions.

Purchased goods and services

Evaluation status

Relevant, calculated

Emissions in reporting year (metric tons CO2e)

355,758.39

Emissions calculation methodology

Hybrid method

Other, please specify

DEFRA 2021

Percentage of emissions calculated using data obtained from suppliers or value chain partners

0

Please explain

Capital goods

Evaluation status

Relevant, calculated

Emissions in reporting year (metric tons CO2e)

418.53

Emissions calculation methodology

Hybrid method

Other, please specify

DEFRA 2021



Percentage of emissions calculated using data obtained from suppliers or value chain partners

0

Please explain

Fuel-and-energy-related activities (not included in Scope 1 or 2)

Evaluation status

Relevant, calculated

Emissions in reporting year (metric tons CO2e)

705,854.36

Emissions calculation methodology

Hybrid method

Other, please specify

DEFRA 2021

Percentage of emissions calculated using data obtained from suppliers or value chain partners

0

Please explain

upstream emissions of purchased fuels and transmission & distribution losses from electricity consumption is included.

Upstream transportation and distribution

Evaluation status

Relevant, calculated

Emissions in reporting year (metric tons CO2e)

427,847.61

Emissions calculation methodology

Hybrid method

Other, please specify

DEFRA 2021 - Freightng goods

Percentage of emissions calculated using data obtained from suppliers or value chain partners

0

Please explain

Raw materials transported by maritime transport were included.

Waste generated in operations

Evaluation status

Relevant, calculated

Emissions in reporting year (metric tons CO2e)

969.8

Emissions calculation methodology

Hybrid method

Other, please specify

DEFRA 2021 - Waste Disposal (Metal: Scrap Metal), (Plastics: average plastics), (Electrical items), (Organic: food and drink waste), (Paper and board: paper), (Construction: Insulation), (Electrical items: WEEE - mixed), (Commercial industrial waste)

Percentage of emissions calculated using data obtained from suppliers or value chain partners

0

Please explain

Includes disposal and treatment of generated waste and wastewater.

Business travel

Evaluation status

Relevant, calculated

Emissions in reporting year (metric tons CO2e)

7,358.38

Emissions calculation methodology

Hybrid method

Percentage of emissions calculated using data obtained from suppliers or value chain partners

Please explain

The indicator only includes flights. Activity data has been obtained from ENKA's travel agency to calculate emissions from airway travels.

Employee commuting

Evaluation status

Relevant, calculated

Emissions in reporting year (metric tons CO2e)

300.44

Emissions calculation methodology

Hybrid method

Other, please specify

DEFRA 2021 - Average local bus

Percentage of emissions calculated using data obtained from suppliers or value chain partners

0

Please explain

Employee buses for Çimtaş and ENKA Pazarlama operations are included. KM distance travelled by employee ring buses were multiplied by the emission factor of diesel.

Upstream leased assets

Evaluation status

Not relevant, explanation provided

Please explain

There are no upstream leased assets.

Downstream transportation and distribution

Evaluation status

Relevant, calculated

Emissions in reporting year (metric tons CO2e)

23,693.23

Emissions calculation methodology

Hybrid method

Percentage of emissions calculated using data obtained from suppliers or value chain partners

0

Please explain

Includes transportation of sold products by Çimtaş and ENKA Pazarlama.

Processing of sold products

Evaluation status

Not relevant, explanation provided

Please explain

Scope 3 emissions of processing of sold products are not relevant to our operations.

Use of sold products

Evaluation status

Not relevant, explanation provided

Please explain

Not relevant to our operations.

End of life treatment of sold products

Evaluation status

Relevant, calculated

Emissions in reporting year (metric tons CO2e)

111.88

Emissions calculation methodology

Hybrid method

Percentage of emissions calculated using data obtained from suppliers or value chain partners

0

Please explain

Downstream leased assets

Evaluation status

Relevant, calculated

Emissions in reporting year (metric tons CO2e)

44,696.36

Emissions calculation methodology

Hybrid method

Percentage of emissions calculated using data obtained from suppliers or value chain partners

0

Please explain

Data related to the tenants of the real estate subsidiaries included.

Franchises

Evaluation status

Not relevant, explanation provided

Please explain

Emissions from franchises are not relevant to our operations.

Investments

Evaluation status

Not relevant, explanation provided

Please explain

Emissions from investments are not relevant to our operations.

Other (upstream)

Evaluation status

Not relevant, explanation provided

Please explain

No other emission sources

Other (downstream)

Evaluation status

Not relevant, explanation provided

Please explain

No other emission sources

C6.7

(C6.7) Are carbon dioxide emissions from biogenic carbon relevant to your organization?

No

C6.10

(C6.10) Describe your gross global combined Scope 1 and 2 emissions for the reporting year in metric tons CO2e per unit currency total revenue and provide any additional intensity metrics that are appropriate to your business operations.

Intensity figure

0.0014686024

Metric numerator (Gross global combined Scope 1 and 2 emissions, metric tons CO2e)

4,199,338

Metric denominator

unit total revenue

Metric denominator: Unit total

2,859,411,000

Scope 2 figure used

Location-based

% change from previous year

800

Direction of change

Increased

Reason for change

The main reason for this increase was that ENKA Power's natural gas combined cycle power plants, which constitute approximately 96% of ENKA's total energy and fuel consumption in 2021, did not operate in 2020 but have started their operations again in 2021. In addition to that, also the number of subsidiaries included in 2021 Sustainability Report has been increased and more subsidiaries are included to the scope of this report compared with 2020. Finally, increase in the operations of projects and subsidiaries also reflected on the increase of energy consumption.

C7. Emissions breakdowns

C7.1

(C7.1) Does your organization break down its Scope 1 emissions by greenhouse gas type?

Yes

C7.1a

(C7.1a) Break down your total gross global Scope 1 emissions by greenhouse gas type and provide the source of each used greenhouse warming potential (GWP).

Greenhouse gas	Scope 1 emissions (metric tons of CO ₂ e)	GWP Reference
CO ₂	4,002,598.46	IPCC Fifth Assessment Report (AR5 – 100 year)
CH ₄	9,962.55	IPCC Fifth Assessment Report (AR5 – 100 year)
N ₂ O	6,598.3	IPCC Fifth Assessment Report (AR5 – 100 year)
HFCs	6,365.32	IPCC Fifth Assessment Report (AR5 – 100 year)

C7.2

(C7.2) Break down your total gross global Scope 1 emissions by country/region.

Country/Region	Scope 1 emissions (metric tons CO ₂ e)
Turkey	3,919,078.74
Russian Federation	14,160.2
Bahamas	5,711.95
Kazakhstan	39,983.77
Serbia	46,336.45
China	253.45

C7.3

(C7.3) Indicate which gross global Scope 1 emissions breakdowns you are able to provide.

By business division

C7.3a

(C7.3a) Break down your total gross global Scope 1 emissions by business division.

Business division	Scope 1 emissions (metric ton CO2e)
Power	3,910,447.45
Engineering & Construction	102,488.88
Real Estate	11,643.07
Trade	945.16

C7.5

(C7.5) Break down your total gross global Scope 2 emissions by country/region.

Country/Region	Scope 2, location-based (metric tons CO2e)	Scope 2, market-based (metric tons CO2e)
Turkey	25,547.02	
Russian Federation	139,143.41	
Bahamas	104.77	
Kazakhstan	4,393.59	
Serbia	3,185.01	
China	1,439.46	

C7.6

(C7.6) Indicate which gross global Scope 2 emissions breakdowns you are able to provide.

By business division



C7.6a

(C7.6a) Break down your total gross global Scope 2 emissions by business division.

Business division	Scope 2, location-based (metric tons CO2e)	Scope 2, market-based (metric tons CO2e)
Power	7,571.5	
Engineering & Construction	36,047.24	
Real Estate	129,855.1	
Trade	339.43	

C7.9

(C7.9) How do your gross global emissions (Scope 1 and 2 combined) for the reporting year compare to those of the previous reporting year?

Increased

C7.9a

(C7.9a) Identify the reasons for any change in your gross global emissions (Scope 1 and 2 combined), and for each of them specify how your emissions compare to the previous year.

	Change in emissions (metric tons CO2e)	Direction of change	Emissions value (percentage)	Please explain calculation
Change in renewable energy consumption	46.95	Decreased	0.0011	ENKA Schools Kocaeli installed a rooftop Solar PV system in 2020 that generated 81,930 kWh in 2021 and resulted in emission reductions of 46.95 tCO2e. Emission value (percentage) was calculated by the following formula: $((46.95)/(4,199,338)) \times 100 = 0.0011\%$ 4,199,338 tCO2e is the amount of Scope 1 and Scope 2 emissions for 2021.

Other emissions reduction activities	5,085	Decreased	0.12	Emission reduction activities resulted in a reduction of 5085 tCO ₂ e in 2020. The emissions value was calculated by the following formula: - $5085/4,199,338 \times 100 = -0.12\%$ 4,199,338 tCO ₂ e is the amount of Scope 1 and Scope 2 emissions for 2021.
Divestment				
Acquisitions				
Mergers				
Change in output	3,908,150	Increased	93.06	The main reason for this increase was that ENKA Power's natural gas combined cycle power plants, which constitute approximately 96% of ENKA's total energy and fuel consumption in 2021, did not operate in 2020 but have started their operations again in 2021. Change in the emission value was calculated by subtracting the year 2020's emission data for ENKA's power plants from their emission values for 2021: $(3,918,019) - (9,869) = 3,908,150$ Emission value was calculated following the formula below: $(3,908,150/4,199,338) \times 100 = 93.06\%$
Change in methodology				
Change in boundary	27,879	Increased	0.66	The number of subsidiaries included in 2021 reporting has been increased and more subsidiaries are included to the scope of this report compared with 2020. Change value was calculated by summing up the Scope 1 and 2 emission values of the subsidiaries included in 2021 (Cimtas Ningbo, Module & Shipyard, Precision Machining, ENKA Invest, Mosenka) Emission value (percentage) was calculated following the formula below: $(27,879/4,199,338) \times 100 = 0.66\%$

Change in physical operating conditions				
Unidentified				
Other				

C7.9b

(C7.9b) Are your emissions performance calculations in C7.9 and C7.9a based on a location-based Scope 2 emissions figure or a market-based Scope 2 emissions figure?

Location-based

C8. Energy

C8.1

(C8.1) What percentage of your total operational spend in the reporting year was on energy?

More than 0% but less than or equal to 5%

C8.2

(C8.2) Select which energy-related activities your organization has undertaken.

	Indicate whether your organization undertook this energy-related activity in the reporting year
Consumption of fuel (excluding feedstocks)	Yes
Consumption of purchased or acquired electricity	Yes
Consumption of purchased or acquired heat	Yes
Consumption of purchased or acquired steam	Yes
Consumption of purchased or acquired cooling	No
Generation of electricity, heat, steam, or cooling	Yes

C8.2a

(C8.2a) Report your organization's energy consumption totals (excluding feedstocks) in MWh.

	Heating value	MWh from renewable sources	MWh from non-renewable sources	Total (renewable and non-renewable) MWh
Consumption of fuel (excluding feedstock)	LHV (lower heating value)		19,105,544.19	19,105,544.19
Consumption of purchased or acquired electricity			303,304	303,304
Consumption of purchased or acquired heat			124,848.91	124,848.91
Consumption of purchased or acquired steam			47,738.68	47,738.68
Consumption of self-generated non-fuel renewable energy		82		82
Total energy consumption		82	19,581,436.16	19,581,518.16

C8.2b

(C8.2b) Select the applications of your organization's consumption of fuel.

	Indicate whether your organization undertakes this fuel application
Consumption of fuel for the generation of electricity	Yes
Consumption of fuel for the generation of heat	Yes
Consumption of fuel for the generation of steam	
Consumption of fuel for the generation of cooling	
Consumption of fuel for co-generation or tri-generation	

C8.2d

(C8.2d) Provide details on the electricity, heat, steam, and cooling your organization has generated and consumed in the reporting year.

	Total Gross generation (MWh)	Generation that is consumed by the organization (MWh)	Gross generation from renewable sources (MWh)	Generation from renewable sources that is consumed by the organization (MWh)
Electricity	10,631,294.6	82	82	82
Heat				
Steam				
Cooling				

C8.2g

(C8.2g) Provide a breakdown of your non-fuel energy consumption by country.

Country/area

Turkey

Consumption of electricity (MWh)

82

Consumption of heat, steam, and cooling (MWh)

0

Total non-fuel energy consumption (MWh) [Auto-calculated]

82

C9. Additional metrics

C9.1

(C9.1) Provide any additional climate-related metrics relevant to your business.

Description

Other, please specify
Water Use

Metric value

11.2

Metric numerator

Water consumption in m3

Metric denominator (intensity metric only)

Person-hours

% change from previous year

2.6

Direction of change

Decreased

Please explain

Çimtaş monitors its specific water consumption data by using company-specific metrics. In 2021, specific domestic water consumption was kept below 15 litres/person-hour, achieving a consumption level of 11.2 litres/person-hour and an improvement of 2.6% was achieved compared to 2020.

Description

Waste

Metric value

0

Metric numerator

Encountering tier 3 (More than 20 m3) leaks

Metric denominator (intensity metric only)

Operation number

% change from previous year

0

Direction of change

No change

Please explain

ENKA is committed to not encountering a Tier III (>20m3) environmental incident (including leaks) in any ENKA company. ENKA did not face any such leaks in 2021 and 2020.

C10. Verification

C10.1

(C10.1) Indicate the verification/assurance status that applies to your reported emissions.

	Verification/assurance status
Scope 1	Third-party verification or assurance process in place
Scope 2 (location-based or market-based)	Third-party verification or assurance process in place
Scope 3	No third-party verification or assurance

C10.1a

(C10.1a) Provide further details of the verification/assurance undertaken for your Scope 1 emissions, and attach the relevant statements.

Verification or assurance cycle in place

Annual process


Status in the current reporting year

Complete

Type of verification or assurance

Limited assurance

Attach the statement

 EY_ENKA_Assurance Statement_ 2021 SR_11.05.2022_ENG.pdf

 ENKA_Sustainability_Report_2021 (1).pdf

Page/ section reference

Page 120 on ENKA's sustainability report and page 1 on the assurance statement documents

Relevant standard

ISAE3000

Proportion of reported emissions verified (%)

100

C10.1b

(C10.1b) Provide further details of the verification/assurance undertaken for your Scope 2 emissions and attach the relevant statements.

Scope 2 approach

Scope 2 location-based

Verification or assurance cycle in place

Annual process

Status in the current reporting year

Complete

Type of verification or assurance

Limited assurance

Attach the statement

 EY_ENKA_Assurance Statement_ 2021 SR_11.05.2022_ENG.pdf

 ENKA_Sustainability_Report_2021 (1).pdf



Page/ section reference

Page 120 on ENKA's sustainability report and page 1 on the assurance statement documents

Relevant standard

ISAE3000

Proportion of reported emissions verified (%)

100

C10.2

(C10.2) Do you verify any climate-related information reported in your CDP disclosure other than the emissions figures reported in C6.1, C6.3, and C6.5?

Yes

C10.2a

(C10.2a) Which data points within your CDP disclosure have been verified, and which verification standards were used?

Disclosure module verification relates to	Data verified	Verification standard	Please explain
C8. Energy	Energy consumption	ISAE 3000 ISAE 3410	Energy consumption figures for 2021 as reported in the C8 energy section are part of ENKA's annual limited assurance process.
C9. Additional metrics	Other, please specify Water withdrawal	ISAE 3000 ISAE 3410	Water withdrawal figures for 2021 are part of ENKA's annual limited assurance process.

C11. Carbon pricing

C11.1

(C11.1) Are any of your operations or activities regulated by a carbon pricing system (i.e. ETS, Cap & Trade or Carbon Tax)?

No, but we anticipate being regulated in the next three years

C11.1d

(C11.1d) What is your strategy for complying with the systems you are regulated by or anticipate being regulated by?

ENKA owns and operates 3 natural gas-fired combined cycle power plants. These are currently in scope of the pilot GHG regulation in Turkey. Currently, the only obligation is monitoring, reporting and verification (MRV) however, we expect that a cap & trade system similar to the EU ETS will be implemented in the future. In order to prepare for such a system, ENKA calculates the potential liabilities that could be brought on by different scenarios of limits (%10 and 21% reduction in absolute CO₂ emissions and \$5/tCO₂e and \$10tCO₂e respectively for low and middle scenarios according to the Ministry of Environment and Urbanization). ENKA is going to determine the involvement or the level of involvement of the projects and facilities which do not meet carbon emission targets or exceed the carbon emission limits. Country and sector-based scenarios will be considered and emissions targets will be determined for each facility/activity.

C11.2

(C11.2) Has your organization originated or purchased any project-based carbon credits within the reporting period?

No

C11.3

(C11.3) Does your organization use an internal price on carbon?

No, but we anticipate doing so in the next two years

C12. Engagement

C12.1

(C12.1) Do you engage with your value chain on climate-related issues?

Yes, our suppliers

Yes, our customers/clients

C12.1a

(C12.1a) Provide details of your climate-related supplier engagement strategy.

Type of engagement

Engagement & incentivization (changing supplier behavior)

Details of engagement

Run an engagement campaign to educate suppliers about climate change

Climate change performance is featured in supplier awards scheme

% of suppliers by number

60

% total procurement spend (direct and indirect)

72

% of supplier-related Scope 3 emissions as reported in C6.5

0

Rationale for the coverage of your engagement

ENKA has well established supplier eligibility criteria. Those criteria also involve questions about climate change and environmental compliance. Tier 1 suppliers with highest business volume are prioritized wherever possible. In addition to the selection criteria, suppliers are audited in terms of their sustainability performance once they are contracted. Number of training hours on climate change increased for supply chain stakeholders and clients in ENKA Academy and academies of ENKA's subsidiaries. Collaboration between all stakeholders whilst performing business: Planners, Designers, Sub-contractors, Clients, Manufacturers and Regulatory Bodies has been increased to integrate risks/challenges into procurement processes and offer joint solutions.

Impact of engagement, including measures of success

Qualified suppliers are invited to regular meetings and training to inform about ENKA's environment, quality, HSE and sustainability management systems. Considering the size and risk of the supplier, supplier audits are performed to ensure the compliance with commitments and requirements. Outcomes of the audits are shared with suppliers and development of an action plan is requested if necessary and monitored. Working with catering company in ENKA headquarter, wastes has been reduced via separating packaging material and sending to licensed recycling companies and food waste has been sent to barns. In SCPX project implemented in Georgia, upon audits made and recommendations by ENKA, design of the waste abatement company's new facilities has been significantly improved and many revision (i.e. seepage water collection pit) has been made.

Comment

Some of the questions for suppliers are as below;

- Do you have an established Environmental Management System in place? (ISO 14001 etc.)
- Do you have a waste management plan?
- How do you manage and abate hazardous wastes?
- Do you have environmentally friendly products?
- Do you use environmentally friendly products in your services/products?
- Do you have LCA for your services/products? (life cycle assessment)?
- Do you use CFC in your products and services?
- Do you have a management plan for your products/services emitting GHGs?
- Do you have long term and short term targets for lowering your emissions?

Type of engagement

Other, please specify

- Compliance & onboarding

Details of engagement

Other, please specify

Included climate change in supplier selection / management mechanism • Climate change is integrated into supplier evaluation processes

% of suppliers by number

70

% total procurement spend (direct and indirect)

80

% of supplier-related Scope 3 emissions as reported in C6.5

0

Rationale for the coverage of your engagement

ENKA has well established supplier eligibility criteria. Those criteria also involve questions about climate change and environmental compliance. Tier 1 suppliers with highest business volume are prioritized wherever possible. In addition to the selection criteria, suppliers are audited in terms of their sustainability performance once they are contracted. Number of training hours on climate change increased for supply chain stakeholders and clients in ENKA Academy and academies of ENKA's subsidiaries. Collaboration between all stakeholders whilst performing business: Planners, Designers, Sub-contractors, Clients, Manufacturers and Regulatory Bodies has been increased to integrate risks/challenges into procurement processes and offer joint solutions.

Impact of engagement, including measures of success

Qualified suppliers are invited to regular meetings and training to inform about ENKA's environment, quality, HSE and sustainability management systems. Considering the size and risk of the supplier, supplier audits are performed to ensure the compliance with commitments and requirements. Outcomes of the audits are shared with suppliers and development of an action plan is requested if necessary and monitored. Working with catering company in ENKA headquarter, wastes has been reduced via separating packaging material and sending to

licensed recycling companies and food waste has been sent to barns. In SCPX project implemented in Georgia, upon audits made and recommendations by ENKA, design of the waste abatement company's new facilities has been significantly improved and many revision (i.e. seepage water collection pit) has been made.

Another example is, in 2021, Çimtaş Steel provided 590 subcontractor and supplier employees with approximately 4,325 person-hours of training on ENKA Supplier Code of Conduct, environmental management, climate change as well as ethical practices, OHS and technical issues. Cimtas Pipe and Çimtaş Precision Machining provided trainings on the Supplier Code of Conduct, covering general environmental and OHS topics and climate change, to a total of 615 supplier employees.

Comment

Some of the questions for suppliers are as below;
Do you have an established Environmental Management System in place? (ISO 14001 etc.)
Do you have a waste management plan?
How do you manage and abate hazardous wastes?
Do you have environmentally friendly products?
Do you use environmentally friendly products in your services/products?
Do you have LCA for your services/products? (life cycle assessment)?
Do you use CFC in your products and services?
Do you have a management plan for your products/services emitting GHGs?
Do you have long term and short term targets for lowering your emissions?

C12.1b

(C12.1b) Give details of your climate-related engagement strategy with your customers.

Type of engagement & Details of engagement

Education/information sharing

Share information about your products and relevant certification schemes (i.e. Energy STAR)

% of customers by number

60

% of customer - related Scope 3 emissions as reported in C6.5

25

Please explain the rationale for selecting this group of customers and scope of engagement

Green buildings are built in the building projects of ENKA as per project requirements. In the last 5 years, 5 construction projects were built with varying LEED certification levels – 3 silver, 1 gold and 1 Certified. 14 completed projects were awarded with LEED or equivalent green building certificates to date. Our green buildings projects ensure that we uphold ENKA's environmental values and promote climate awareness where possible.

There are also green buildings in Russia which are our own investment. Our strategy, especially in our investments, is to make natural resource-friendly buildings with as little energy consumption as possible. Many of our lessees are important global brands. To meet the expectations about climate change and environment, during planning phase and project operation period, we are in constant contact with these major firms and we work on these issues

Impact of engagement, including measures of success

Green buildings constructed and leased by ENKA is preferred by clients which are international entities. Operational cost of those buildings and comfort levels are also superior than conventional buildings. Therefore, besides reducing carbon/water footprint of the lessees, this service also reduces the operational costs of lessees.

C12.2

(C12.2) Do your suppliers have to meet climate-related requirements as part of your organization's purchasing process?

Yes, suppliers have to meet climate-related requirements, but they are not included in our supplier contracts

C12.2a

(C12.2a) Provide details of the climate-related requirements that suppliers have to meet as part of your organization's purchasing process and the compliance mechanisms in place.

Climate-related requirement

Complying with regulatory requirements

Description of this climate related requirement

Supplier of ENKA must follow the regulatory requirements and ensure full compliance while complying with ENKA's Supplier Code of Conduct, which also covers ENKA's sustainability requirements for its suppliers.

% suppliers by procurement spend that have to comply with this climate-related requirement

60

% suppliers by procurement spend in compliance with this climate-related requirement

60

Mechanisms for monitoring compliance with this climate-related requirement

Supplier self-assessment

Grievance mechanism/Whistleblowing hotline

Supplier scorecard or rating

Response to supplier non-compliance with this climate-related requirement

Retain and engage

C12.3

(C12.3) Does your organization engage in activities that could either directly or indirectly influence policy, law, or regulation that may impact the climate?

Row 1

Direct or indirect engagement that could influence policy, law, or regulation that may impact the climate

Yes, we engage directly with policy makers

Yes, we engage indirectly through trade associations

Yes, we engage indirectly by funding other organizations whose activities may influence policy, law, or regulation that may significantly impact the climate

Does your organization have a public commitment or position statement to conduct your engagement activities in line with the goals of the Paris Agreement?

No, but we plan to have one in the next two years

Describe the process(es) your organization has in place to ensure that your engagement activities are consistent with your overall climate change strategy

ENKA ensures its engagements activities are in line with its sustainability strategy by monitoring these activities via its Corporate Sustainability and Compliance Department at Headquarters and via its sustainability representatives at its subsidiaries and projects. ENKA's Sustainability Committee also has a review on aligning the engagement with the strategy.

C12.3a

(C12.3a) On what policy, law, or regulation that may impact the climate has your organization been engaging directly with policy makers in the reporting year?

Focus of policy, law, or regulation that may impact the climate

Adaptation and/or resilience to climate change
Carbon tax
Climate-related targets
Mandatory climate-related reporting

Specify the policy, law, or regulation on which your organization is engaging with policy makers

With the ratification of Paris Climate Agreement by the Turkish Parliament, Turkey has started to work on its law and regulations on climate related reporting, adaptation, targets and taxes.

Policy, law, or regulation geographic coverage

National

Country/region the policy, law, or regulation applies to

Turkey

Your organization's position on the policy, law, or regulation

Support with no exceptions

Description of engagement with policy makers

ENKA's CEO is on the board of TUSIAD (Turkish Industry and Business Association) which is the main business NGO in Turkey. TUSIAD supports climate change policies and has in-house working groups on environment and climate change. TUSIAD has supported issuance and implementation of the Turkish GHG MRV regulation. TUSIAD is also collecting comments on the upcoming Turkish Climate Change and ETS regulation. ENKA was included in TÜYİD (Turkish Investor Relations Society) Sustainability Working Group, which was established to follow

current sustainability efforts in the capital markets and to coordinate the efforts carried out to contribute and to develop when necessary, in 2020. TÜYİD supports all sustainability initiatives in Turkey's capital markets. Recent inclusion of mandatory sustainability reporting for public companies in Turkey includes reporting climate-related strategy and GHG emissions as well (report of explain).

TUSIAD publishes its responses to climate related issues in its website. For Climate finance, TUSIAD has assessed this in a session under climate conference. TUSIAD supports low carbon development technology investments, energy efficiency investments for a sustainable industry. TUSIAD recommends to develop and implement a national policy for climate mitigation and low carbon development. NKA joined the TUSIAD Environment and Climate Change Working Group which is in support for the upcoming ETS regulation and climate law in Turkey.

ENKA was included in TÜYİD Sustainability Working Group, which was established to follow current sustainability efforts in the capital markets and to coordinate the efforts carried out to contribute and to develop when necessary, in 2020. TÜYİD supports all sustainability initiatives in Turkey's capital markets. Recent inclusion of mandatory sustainability reporting for public companies in Turkey includes reporting climate-related strategy and GHG emissions as well (report of explain).

Details of exceptions (if applicable) and your organization's proposed alternative approach to the policy, law or regulation

Have you evaluated whether your organization's engagement is aligned with the goals of the Paris Agreement?

Yes, we have evaluated, and it is aligned

C12.3b

(C12.3b) Provide details of the trade associations your organization engages with which are likely to take a position on any policy, law or regulation that may impact the climate.

Trade association

Other, please specify

TUSIAD (Turkish Industry and Business Association)

Is your organization's position on climate change consistent with theirs?

Consistent

Has your organization influenced, or is your organization attempting to influence their position?

We publicly promote their current position

State the trade association's position on climate change, explain where your organization's position differs, and how you are attempting to influence their position (if applicable)

TUSIAD has published many reports, newsletters and organized events about climate change. TUSIAD has published position paper in September 2017 (https://tusiad.org/tr/cevre-iklim-degisikligi-cg/item/download/8919_06c373fb91e8727cb4d8ae1361874416) and supports Turkey to steadfastly develop national policies on climate change mitigation and effectively pursues their implementation. In the position paper, TUSIAD has stated that initiatives regarding Turkey's status under the Paris Agreement be resolutely continued with the contribution of all stakeholders. ENKA also joined the TUSIAD Environment and Climate Change Workgroup as of 2019 in order to undertake a more active role in the extensive national and international work conducted on environment and climate change. The TUSIAD Environment and Climate Change Workgroup contributes to forming environmental policies in Turkey and the development of regulations required within the framework of these policies, assesses the implementation of these regulations, carries out studies and presents its opinions to relevant institutions and organizations.

ENKA has supported and approved the position paper as board member. By joining the Environment and Climate Change Working Group, ENKA hopes to play a much more active role in supporting TUSIAD's position of supporting Turkey's low carbon development.

Funding figure your organization provided to this trade association in the reporting year, if applicable (currency as selected in C0.4) (optional)

Describe the aim of your organization's funding

Have you evaluated whether your organization's engagement with this trade association is aligned with the goals of the Paris Agreement?

Yes, we have evaluated, and it is aligned

C12.3c

(C12.3c) Provide details of the funding you provided to other organizations in the reporting year whose activities could influence policy, law, or regulation that may impact the climate.

Type of organization

Non-Governmental Organization (NGO) or charitable organization

State the organization to which you provided funding

DenizTemiz Association/TURMEPA, and NGO that contributes to reducing the environmental footprint of marine tourism and rebuilding the fish population by collecting thousands of tons of liquid waste by mobile waste collection boats.

Funding figure your organization provided to this organization in the reporting year (currency as selected in C0.4)

5,000

Describe the aim of this funding and how it could influence policy, law or regulation that may impact the climate

Since 2011, ENKA has been supporting the cleaning efforts carried out by DenizTemiz/ TURMEPA Association in the Hisarönü Bay in the district of Marmaris in Muğla, Türkiye. DenizTemiz Association/TURMEPA contributes to reducing the environmental footprint of marine tourism and rebuilding the fish population by

collecting thousands of tons of liquid waste by mobile waste collection boats in the bays frequently visited by yacht and touristic boat owners.

The TURMEPA D-MARİN, a liquid waste collecting boat, continued its activities with the support of ENKA Foundation at regions in Hisarönü Bay which are highly visited by yacht and boat owners.

Hisarönü Bay is a valuable region in the Mediterranean basin, especially in terms of the protected sea meadows (*Posidonia oceanica*) as well as many economic and endemic fish species living in their habitat. Among these fish species in the region are red mullet (*Mullus barbatus*), Mediterranean barracuda (*Sphyraena sphyraena*), greater amberjack (*Seriola dumerili*), coral (*Pagellus erythrinus*), dentex (*Dentex dentex*), striped red mullet (*Mullus surmuletus*), Atlantic bonito (*Sarda sarda*), swordfish (*Xiphias gladius*) and scallops (*Epinephelus aeneus*). The unique biodiversity of the Mediterranean is at great risk of becoming fragile due to several reasons, including increasing tourism pressure, drought, global warming, rising sea level, coastal erosion. Some boat owners do not prefer environmentally friendly methods and discharge their wastewater into the sea, causing a decrease in the oxygen content of seawater, thus damaging biodiversity. The wastewater collection service

offered by TURMEPA, with the support of ENKA, ensures that discharge of wastewater into the sea is prevented, that the marine ecosystem remains healthy, and that the marine system creates a healthy and clean environment for marine life. TURMEPA D-MARIN boat collected approximately 722,000 liters of waste from 1,672 boats during the summer season. The amount of waste collected with the support of the ENKA Foundation was approximately 120,000 liters. This amount is equivalent to the wastewater generated daily by 666 people. Collection of such wastewater ensured to keep 960,000 liters of seawater clean and provided support to flora protection activities.

Have you evaluated whether this funding is aligned with the goals of the Paris Agreement?

Yes, we have evaluated, and it is aligned

Type of organization

Non-Governmental Organization (NGO) or charitable organization

State the organization to which you provided funding

TEMA (The Turkish Foundation for Combating Soil Erosion for Reforestation and Protection of Natural Habitats)

Funding figure your organization provided to this organization in the reporting year (currency as selected in C0.4)

Describe the aim of this funding and how it could influence policy, law or regulation that may impact the climate

ENKA funds TEMA (The Turkish Foundation for Combating Soil Erosion for Reforestation and Protection of Natural Habitats). Paper collected from ENKA offices are donated to TEMA for planting forestation activities.

Have you evaluated whether this funding is aligned with the goals of the Paris Agreement?

Yes, we have evaluated, and it is aligned

C12.4

(C12.4) Have you published information about your organization's response to climate change and GHG emissions performance for this reporting year in places other than in your CDP response? If so, please attach the publication(s).


Publication

In voluntary sustainability report

Status

Complete

Attach the document

 ENKA_Sustainability_Report_2021 (1).pdf

Page/Section reference

All

Content elements

Governance
Strategy
Risks & opportunities
Emissions figures
Emission targets
Other metrics

Comment

Publication

In mainstream reports

Status

Complete

Attach the document

 ENKAI_ANNUAL_REPORT_31122021.pdf

Page/Section reference

168-176

Content elements

Governance
Strategy
Emissions figures
Emission targets
Other metrics

Comment

C15. Biodiversity

C15.1

(C15.1) Is there board-level oversight and/or executive management-level responsibility for biodiversity-related issues within your organization?

	Board-level oversight and/or executive management-level responsibility for biodiversity-related issues	Description of oversight and objectives relating to biodiversity
Row 1	Yes, both board-level oversight and executive management-level responsibility	The overall accountability for climate change within ENKA lies with the President and Chairman of the Executive Committee (CEO), who is reporting to the company's Board of Directors. The ENKA Board of Directors has oversight of all areas of risk, including biodiversity. The CEO leads the Sustainability Committee and also gets direct reports from the Corporate Sustainability and Compliance and Corporate HSE Departments.

C15.2

(C15.2) Has your organization made a public commitment and/or endorsed any initiatives related to biodiversity?

	Indicate whether your organization made a public commitment or endorsed any initiatives related to biodiversity	Biodiversity-related public commitments	Initiatives endorsed
Row 1	Yes, we have made public commitments and publicly endorsed initiatives related to biodiversity	Adoption of the mitigation hierarchy approach Commitment to respect legally designated protected areas Commitment to avoidance of negative impacts on threatened and protected species Other, please specify	SDG Other, please specify Aichi Biodiversity Targets

		Commitment to allocate sufficient resources for biodiversity protection, work closely with relevant NGOs and government authorities for biodiversity protection, to ensure employee awareness, to develop biodiversity management plans.	
--	--	--	--

C15.3

(C15.3) Does your organization assess the impact of its value chain on biodiversity?

Does your organization assess the impact of its value chain on biodiversity?	
Row 1	No, but we plan to assess biodiversity-related impacts within the next two years

C15.4

(C15.4) What actions has your organization taken in the reporting year to progress your biodiversity-related commitments?

	Have you taken any actions in the reporting period to progress your biodiversity-related commitments?	Type of action taken to progress biodiversity-related commitments
Row 1	Yes, we are taking actions to progress our biodiversity-related commitments	Land/water management Species management Education & awareness Livelihood, economic & other incentives


C15.5

(C15.5) Does your organization use biodiversity indicators to monitor performance across its activities?

	Does your organization use indicators to monitor biodiversity performance?	Indicators used to monitor biodiversity performance
Row 1	No, we do not use indicators, but plan to within the next two years	

C15.6

(C15.6) Have you published information about your organization’s response to biodiversity-related issues for this reporting year in places other than in your CDP response? If so, please attach the publication(s).

Report type	Content elements	Attach the document and indicate where in the document the relevant biodiversity information is located
In voluntary sustainability report or other voluntary communications	Content of biodiversity-related policies or commitments Governance Impacts on biodiversity Details on biodiversity indicators	 1

 1ENKA_Sustainability_Report_2021 (1).pdf

C16. Signoff

C-FI

(C-FI) Use this field to provide any additional information or context that you feel is relevant to your organization’s response. Please note that this field is optional and is not scored.

C16.1

(C16.1) Provide details for the person that has signed off (approved) your CDP climate change response.

	Job title	Corresponding job category
Row 1	President and Chairman of the Executive Committee	Chief Executive Officer (CEO)

Submit your response

In which language are you submitting your response?

English

Please confirm how your response should be handled by CDP

	I understand that my response will be shared with all requesting stakeholders	Response permission
Please select your submission options		Public

Please confirm below